

Doing Business 2009

Country Profile for
Afghanistan

COMPARING REGULATION IN 181 ECONOMIES

© 2008 The International Bank for Reconstruction and Development / The World Bank

1818 H Street NW
Washington, DC 20433
Telephone 202-473-1000

Internet www.worldbank.org

e-mail feedback@worldbank.org

All rights reserved.
1 2 3 4 08 07 06 05

A copublication of the World Bank and the International Finance Corporation.

This volume is a product of the staff of the World Bank Group. The findings, interpretations and conclusions expressed in this volume do not necessarily reflect the views of the Executive Directors of The World Bank or the governments they represent. The World Bank Group does not guarantee the accuracy of the data included in this work.

Rights and Permissions

The material in this publication is copyrighted. Copying and/or transmitting portions or all of this work without permission may be a violation of applicable law. The World Bank Group encourages dissemination of its work and will normally grant permission to reproduce portions of the work promptly.

For permission to photocopy or reprint any part of this work, please send a request with complete information to the Copyright Clearance Center Inc., 222 Rosewood Drive, Danvers, MA 01923, USA; telephone: 978-750-8400; fax: 978-750-4470; Internet: www.copyright.com

All other queries on rights and licenses, including subsidiary rights, should be addressed to the Office of the Publisher, The World Bank
1818 H Street NW
Washington, DC 20433, USA

fax: 202-522-2422
e-mail: pubrights@worldbank.org

Additional copies of *Doing Business 2009*, *Doing Business 2008*, *Doing Business 2007: How to Reform*, *Doing Business in 2006: Creating Jobs*, *Doing Business in 2005: Removing Obstacles to Growth* and *Doing Business in 2004: Understanding Regulations* may be purchased at www.doingbusiness.org

ISBN: 978-0-8213-7609-6
E-ISBN: 978-0-8213-7610-2
DOI: 10.1596/978-0-8213-7609-6

Current features

News on the Doing Business project

www.doingbusiness.org

Rankings

How economies rank-from 1 to 181

www.doingbusiness.org/economyrankings

Reformers

Short summaries of DB2009 reforms, lists of reformers since DB2004 and a ranking simulation tool

www.doingbusiness.org/reformers

Data time series

Customized data sets since DB2004

www.doingbusiness.org/customquery

Methodology and research

The methodologies and research papers underlying Doing Business

www.doingbusiness.org/MethodologySurveys

Blog

Online journal focusing on business regulation reform

<http://blog.doingbusiness.org>

Downloads

Doing Business reports as well as subnational, country and regional reports and case studies

www.doingbusiness.org/downloads

Subnational projects

Differences in business regulations at the subnational level

www.doingbusiness.org/subnational

Law library

Online collection of business laws and regulations

www.doingbusiness.org/lawlibrary

Local partners

More than 6,700 specialists in 181 economies who participate

www.doingbusiness.org/LocalPartners

Reformers' Club

Celebrating the top 10 Doing Business reformers

www.reformersclub.org

Business Planet

Interactive map on the ease of doing business

<http://www.doingbusiness.org/map>

Contents

Introduction and Aggregate Rankings	1
Starting a Business	5
Dealing with Construction Permits	10
Employing Workers	15
Registering Property	19
Getting Credit	24
Protecting Investors	28
Paying Taxes	32
Trading across Borders	36
Enforcing Contracts	40
Closing a Business	44
DB2009 Reforms	48



Introduction

Doing Business 2009 is the sixth in a series of annual reports investigating regulations that enhance business activity and those that constrain it. Doing Business presents quantitative indicators on business regulations and the protection of property rights that can be compared across 181 economies, from Afghanistan to Zimbabwe, over time.

A set of regulations affecting 10 stages of a business's life are measured : starting a business, dealing with construction permits, employing workers, registering property, getting credit, protecting investors, paying taxes, trading across borders, enforcing contracts and closing a business. Data in Doing Business 2009 are current as of June 1, 2008*. The indicators are used to analyze economic outcomes and identify what reforms have worked, where, and why.

The Doing Business methodology has limitations. Other areas important to business such as an economy's proximity to large markets, the quality of its infrastructure services (other than those related to trading across borders), the security of property from theft and looting, the transparency of government procurement, macroeconomic conditions or the underlying strength of institutions, are not studied directly by Doing Business. To make the data comparable across economies, the indicators refer to a specific type of business, generally a local limited liability company operating in the largest business city. Because standard assumptions are used in the data collection, comparisons and benchmarks are valid across economies. The data not only highlight the extent of obstacles to doing business; they also help identify the source of those obstacles, supporting policymakers in designing reform.

The data set covers 181 economies: 46 in Sub-Saharan Africa, 32 in Latin America and The Caribbean, 25 in Eastern Europe and Central Asia, 24 in East Asia and Pacific, 19 in the Middle East and North Africa and 8 in South Asia, as well as 27 OECD high-income economies as benchmarks.

The following pages present the summary Doing Business indicators for Afghanistan. The data used for this country profile come from the Doing Business database and are summarized in graphs. These graphs allow a comparison of the economies in each region not only with one another but also with the "good practice" economy for each indicator.

The good-practice economies are identified by their position in each indicator as well as their overall ranking and by their capacity to provide good examples of business regulation to other countries. These good-practice economies do not necessarily rank number 1 in the topic or indicator, but they are in the top 10.

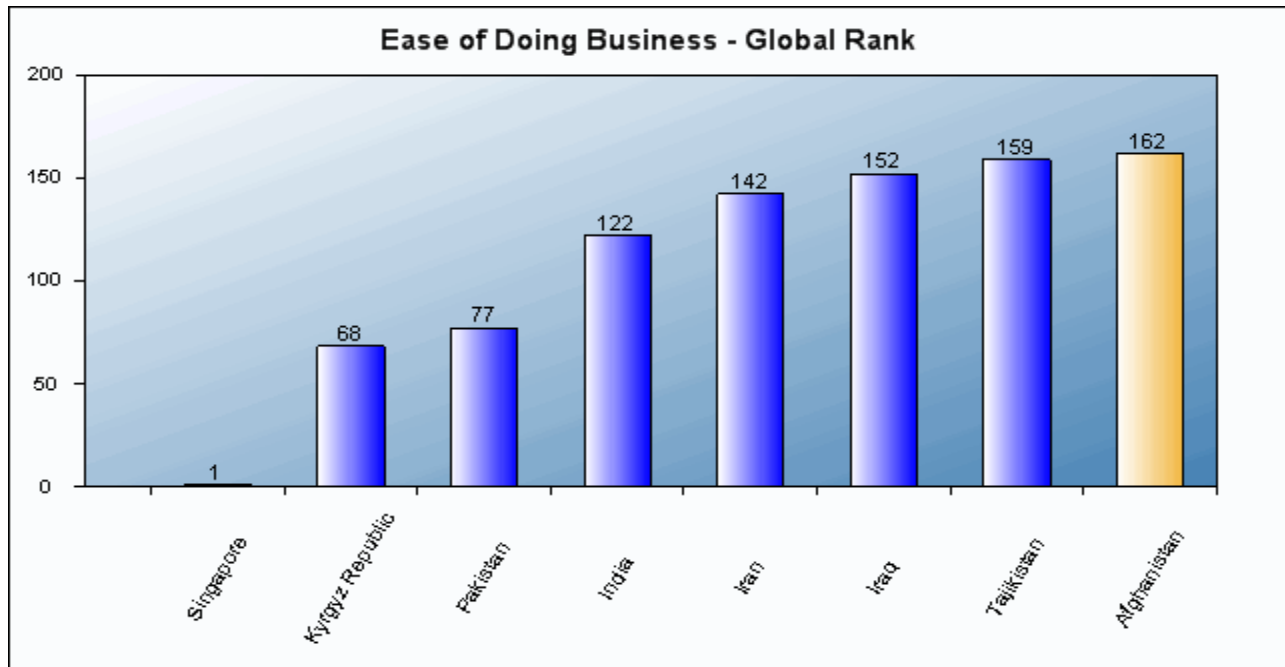
More information is available in the full report. Doing Business 2009 presents the indicators, analyzes their relationship with economic outcomes and recommends reforms. The data, along with information on ordering the report, are available on the Doing Business website (www.doingbusiness.org).

* Except for the Paying Taxes indicator that refers to the period January to December of 2007.

Economy Rankings - Ease of Doing Business

Afghanistan is ranked 162 out of 181 economies. Singapore is the top ranked economy in the Ease of Doing Business.

Afghanistan - Compared to global good practice economy as well as selected economies:



Afghanistan's ranking in Doing Business 2009

Rank	Doing Business 2009
Ease of Doing Business	162
Starting a Business	22
Dealing with Construction Permits	140
Employing Workers	30
Registering Property	174
Getting Credit	178
Protecting Investors	181
Paying Taxes	49
Trading Across Borders	179
Enforcing Contracts	160
Closing a Business	181

Summary of Indicators - Afghanistan

Starting a Business	Procedures (number)	4
	Duration (days)	9
	Cost (% GNI per capita)	59.5
	Paid in Min. Capital (% of GNI per capita)	0.0
Dealing with Construction Permits	Procedures (number)	13
	Duration (days)	340
	Cost (% of income per capita)	14918.9
Employing Workers	Difficulty of Hiring Index	0
	Rigidity of Hours Index	40
	Difficulty of Firing Index	40
	Rigidity of Employment Index	27
	Firing costs (weeks of salary)	0
Registering Property	Procedures (number)	9
	Duration (days)	250
	Cost (% of property value)	7.0
Getting Credit	Legal Rights Index	1
	Credit Information Index	0
	Public registry coverage (% adults)	0.0
	Private bureau coverage (% adults)	0.0
Protecting Investors	Disclosure Index	0

Protecting Investors	Director Liability Index	0
	Shareholder Suits Index	2
	Investor Protection Index	0.7
Paying Taxes	Payments (number)	8
	Time (hours)	275
	Profit tax (%)	0.0
	Labor tax and contributions (%)	0.0
	Other taxes (%)	36.4
	Total tax rate (% profit)	36.4
Trading Across Borders	Documents for export (number)	12
	Time for export (days)	74
	Cost to export (US\$ per container)	3000
	Documents for import (number)	11
	Time for import (days)	77
	Cost to import (US\$ per container)	2600
Enforcing Contracts	Procedures (number)	47
	Duration (days)	1642
	Cost (% of claim)	25.0
Closing a Business	Time (years)	no practice
	Cost (% of estate)	no practice
	Recovery rate (cents on the dollar)	0.0



Starting a Business

When entrepreneurs draw up a business plan and try to get under way, the first hurdles they face are the procedures required to incorporate and register the new firm before they can legally operate. Economies differ greatly in how they regulate the entry of new businesses. In some the process is straightforward and affordable. In others the procedures are so burdensome that entrepreneurs may have to bribe officials to speed the process or may decide to run their business informally.

The data on starting a business is based on a survey and research investigating the procedures that a standard small to medium-size company needs to complete to start operations legally. These include obtaining all necessary permits and licenses and completing all required inscriptions, verifications and notifications with authorities to enable the company to formally operate. The time and cost required to complete each procedure under normal circumstances are calculated, as well as the minimum capital that must be paid in. It is assumed that all information is readily available to the entrepreneur, that there has been no prior contact with officials and that all government and nongovernment entities involved in the process function without corruption.

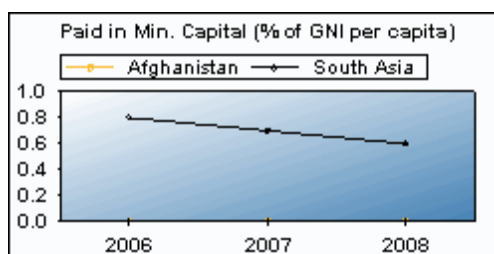
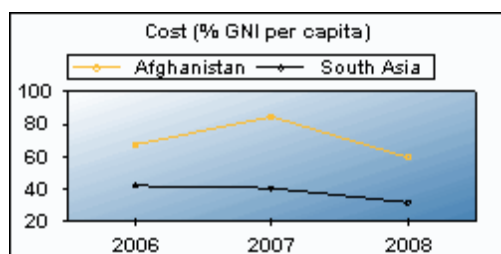
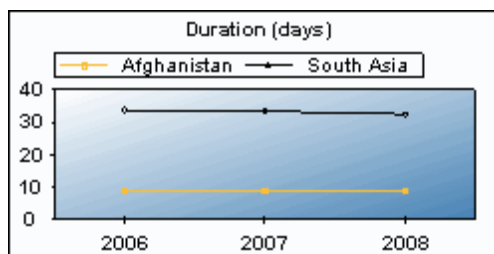
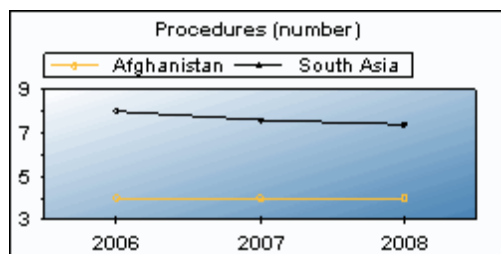
To make the data comparable across economies, detailed assumptions about the type of business are used. Among these assumptions are the following: the business is a limited liability company conducting general commercial activities in the largest business city; it is 100% domestically owned, with a start-up capital of 10 times income per capita, a turnover of at least 100 times income per capita and between 10 and 50 employees; and it does not qualify for any special benefits, nor does it own real estate. Procedures are recorded only where interaction is required with an external party. It is assumed that the founders complete all procedures themselves unless professional services (such as by a notary or lawyer) are required by law. Voluntary procedures are not counted, nor are industry-specific requirements and utility hook-ups. Lawful shortcuts are counted.

Cumbersome entry procedures are associated with more corruption, particularly in developing economies. Each procedure is a point of contact, a potential opportunity to extract a bribe. Analysis shows that burdensome entry regulations do not increase the quality of products, make work safer or reduce pollution. Instead, they constrain private investment; push more people into the informal economy; increase consumer prices and fuel corruption.

1. Historical data: Starting a Business in Afghanistan

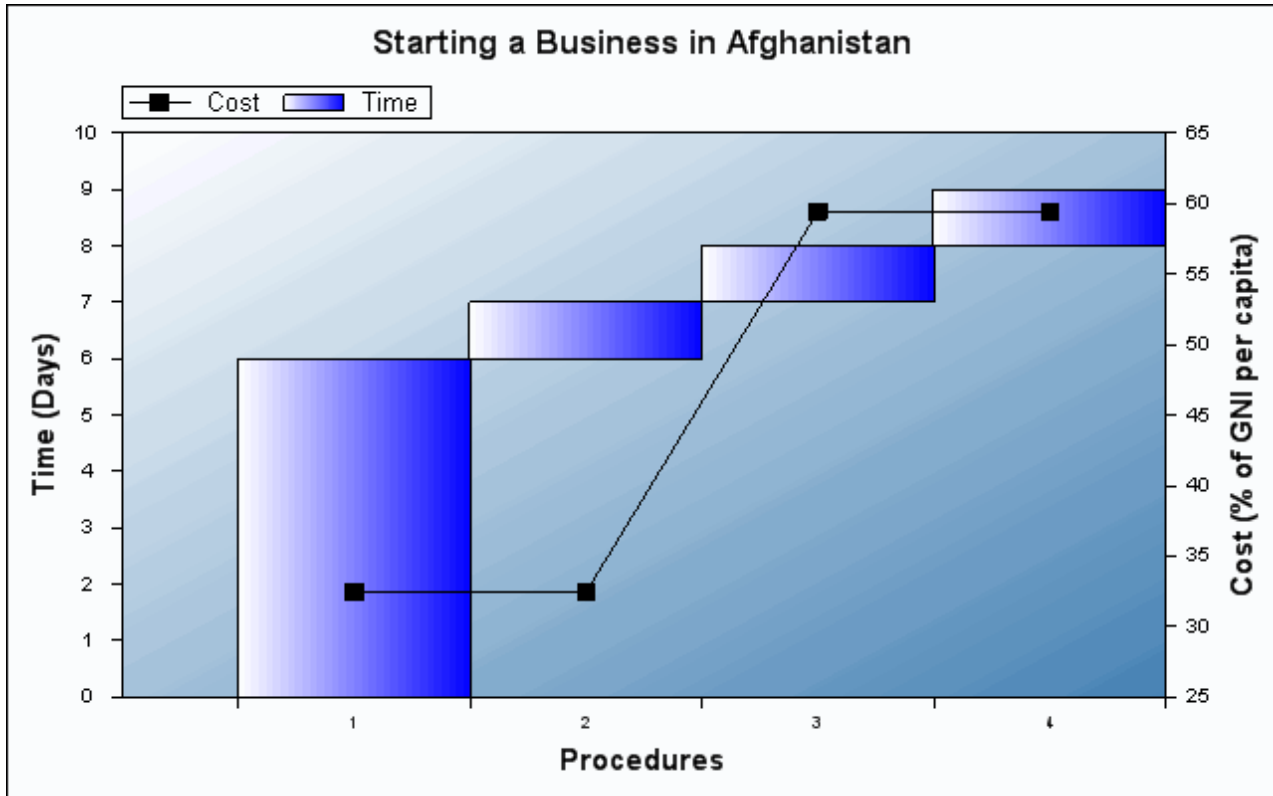
Starting a Business data	Doing Business 2007	Doing Business 2008	Doing Business 2009
Rank		25	22
Procedures (number)	4	4	4
Duration (days)	9	9	9
Cost (% GNI per capita)	67.4	84.6	59.5
Paid in Min. Capital (% of GNI per capita)	0.0	0.0	0.0

2. The following graphs illustrates the Starting a Business indicators in Afghanistan over the past 3 years:



3. Steps to Starting a Business in Afghanistan

It requires 4 procedures, takes 9 days, and costs 59.46 % GNI per capita to start a business in Afghanistan.



List of Procedures:

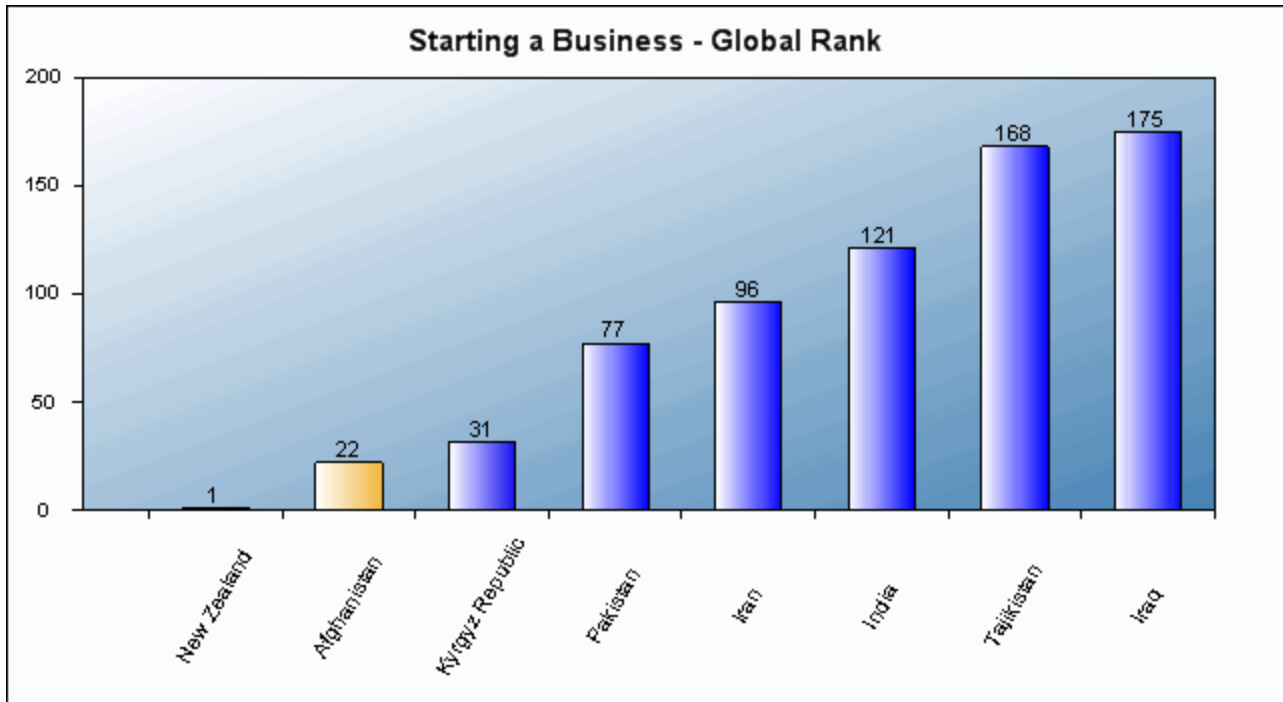
1. Obtain business license (AISA)
2. Pick up business license
3. Obtain operational license (AISA)
4. Receive inspection (AISA)

More detail is included in the appendix.

4. Benchmarking Starting a Business Regulations:

Afghanistan is ranked 22 overall for Starting a Business.

Ranking of Afghanistan in Starting a Business - Compared to good practice and selected economies:



The following table shows Starting a Business data for Afghanistan compared to good practice and comparator economies:

Good Practice Economies	Procedures (number)	Duration (days)	Cost (% GNI per capita)	Paid in Min. Capital (% of GNI per capita)
Denmark			0.0	
New Zealand*	1	1		0.0

<i>Selected Economy</i>				
Afghanistan	4	9	59.5	0.0

<i>Comparator Economies</i>				
India	13	30	70.1	0.0
Iran	8	47	4.6	1.0
Iraq	11	77	150.7	59.1
Kyrgyz Republic	4	15	7.4	0.4
Pakistan	11	24	12.6	0.0
Tajikistan	13	49	27.6	216.8

* The following economies are also good practice economies for :

Procedures (number): Canada

Dealing with Construction Permits

Once entrepreneurs have registered a business, what regulations do they face in operating it? To measure such regulation, Doing Business focuses on the construction sector. Construction companies are under constant pressure; from government to comply with inspections and with licensing and safety regulations and from customers to be quick and cost-effective. These conflicting pressures point to the tradeoff in building regulation; the tradeoff between protecting people (construction workers, tenants, passersby) and keeping the cost of building affordable. Striking the right balance is a challenge when it comes to construction regulations. Good regulations ensure safety standards that protect the public while making the permitting process efficient, transparent and affordable for both building authorities and the private professionals who use it. If procedures are overly complicated or costly, builders build without a permit, leading to hazardous construction.

The indicators on dealing with construction permits record all procedures officially required for an entrepreneur in the construction industry to build a warehouse. These include submitting project documents (building plans, site maps) to the authorities, obtaining all necessary licenses and permits, completing all required notifications and receiving all necessary inspections. They also include procedures for obtaining utility connections, such as electricity, telephone, water and sewerage. The time and cost to complete each procedure under normal circumstances are calculated. All official fees associated with legally completing the procedures are included (bribes not included). Time is recorded in calendar days. The survey assumes that the entrepreneur is aware of all existing regulations and does not use an intermediary to complete the procedures unless required to do so by law. To make the data comparable across economies, several assumptions about the business and its operations are used. The business is a small to medium-size limited liability company, located in the most populous city, domestically owned and operated, in the construction business, with 60 qualified employees. The warehouse to be built:

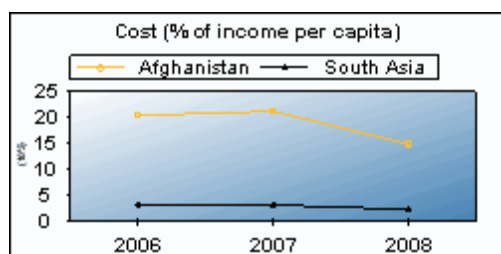
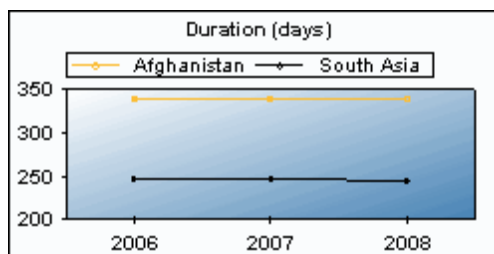
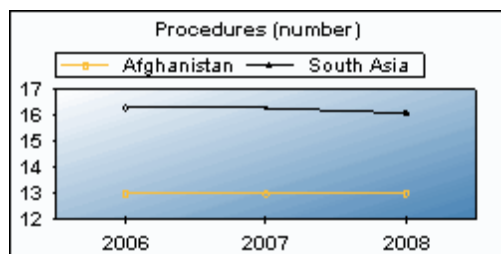
- Is a new construction (there was no previous construction on the land).
- Has 2 stories, both above ground, with a total surface of approximately 1,300.6 square meters (14,000 square feet). Each floor is 3 meters (9 feet, 10 inches) high
- Has complete architectural and technical plans prepared by a licensed architect.
- Will be connected to electricity, water, sewerage (sewage system, septic tank or their equivalent) and one land phone line. The connection to each utility network will be 32 feet, 10 inches (10 meters) long.
- Will be used for general storage, such as of books or stationery. The warehouse will not be used for any goods requiring special conditions, such as food, chemicals or pharmaceuticals.
- Will take 30 weeks to construct (excluding all delays due to administrative and regulatory requirements).

Where the regulatory burden is large, entrepreneurs move their activity into the informal economy. There they operate with less concern for safety, leaving everyone worse off.

1. Historical data: Dealing with Construction Permits in Afghanistan

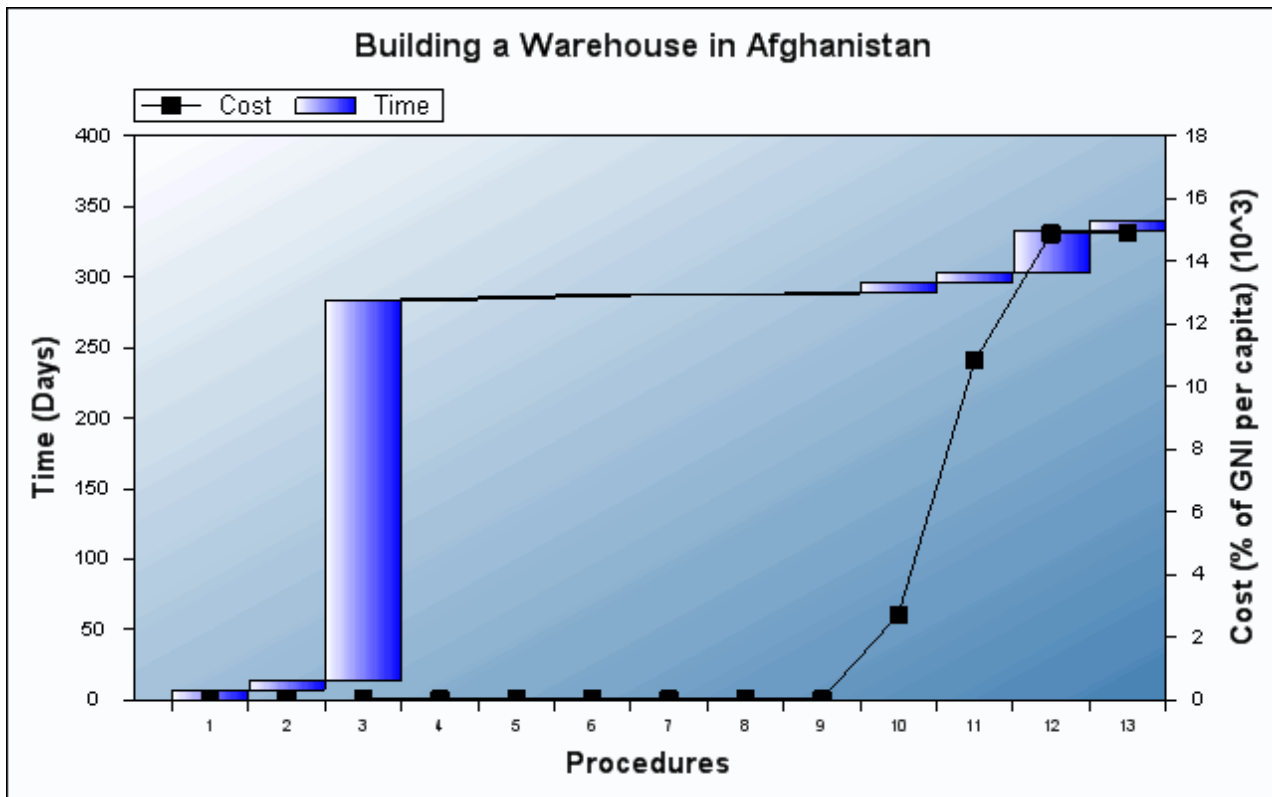
Dealing with Construction Permits data	Doing Business 2007	Doing Business 2008	Doing Business 2009
Rank		139	140
Procedures (number)	13	13	13
Duration (days)	340	340	340
Cost (% of income per capita)	20443.5	21230.8	14918.9

2. The following graphs illustrates the Dealing with Construction Permits indicators in Afghanistan over the past 3 years:



3. Steps to Building a Warehouse in Afghanistan

It requires 13 procedures, takes 340 days, and costs 14,918.92 % GNI per capita to build a warehouse in Afghanistan.



List of Procedures:

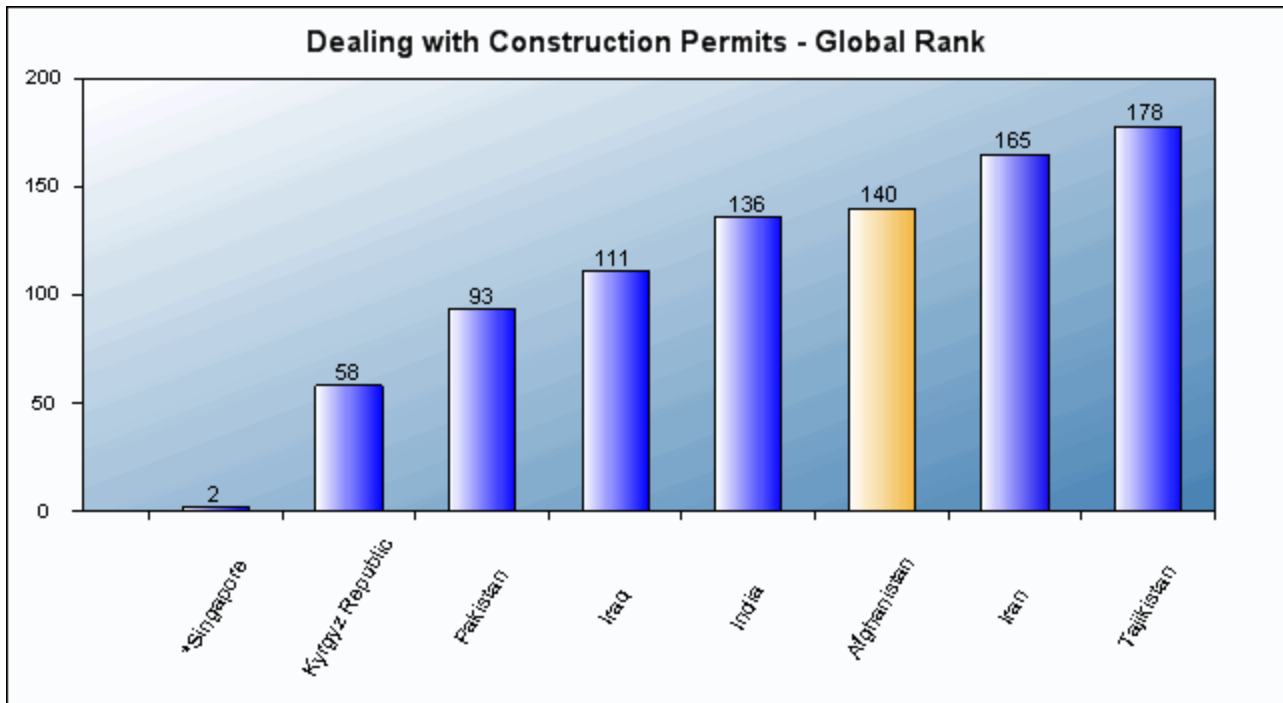
- | | |
|--|----------------------------------|
| 1. Obtain copy of the land deed | 12. Build septic tank for sewage |
| 2. Obtain zoning approval from Ministry of Urban Planning | 13. Obtain fixed telephone line |
| 3. Obtain building permit from Kabul Municipality | |
| 4. Receive random inspection from Municipality | |
| 5. Receive random inspection from the police | |
| 6. Receive random inspection from Municipality | |
| 7. Receive random inspection from the police | |
| 8. Receive random inspection from Municipality | |
| 9. Receive random inspection from the police | |
| 10. Drill well for temporary water supply | |
| 11. Buy and install generator to obtain electricity connection | |

More detail is included in the appendix.

4. Benchmarking Dealing with Construction Permits Regulations:

Afghanistan is ranked 140 overall for Dealing with Construction Permits.

Ranking of Afghanistan in Dealing with Construction Permits - Compared to good practice and selected economies:



* The following economies are also good practice economies for Building a Warehouse: Belize, New Zealand, St. Vincent and the Grenadines

The following table shows Dealing with Construction Permits data for Afghanistan compared to good practice and comparator economies:

Good Practice Economies	Procedures (number)	Duration (days)	Cost (% of income per capita)
Denmark	6		
Korea		34	
Malaysia*			7.9

<i>Selected Economy</i>			
Afghanistan	13	340	14918.9

<i>Comparator Economies</i>			
India	20	224	414.7
Iran	19	670	514.2
Iraq	14	215	915.0
Kyrgyz Republic	13	159	405.7
Pakistan	12	223	734.0
Tajikistan	32	351	1420.7

* The following economies are also good practice economies for :

Cost (% of income per capita): Brunei, Palau, Qatar, St. Kitts and Nevis, Trinidad and Tobago, United Arab Emirates



Employing Workers

Economies worldwide have established a system of laws and institutions intended to protect workers and guarantee a minimum standard of living for its population. This system generally encompasses four bodies of law: employment, industrial relations, social security and occupational health and safety laws. Doing Business examines government regulation in the area of employment.

Two measures are presented: a rigidity of employment index and a firing cost measure. The rigidity of employment index is the average of three subindices: difficulty of hiring, rigidity of hours and difficulty of firing. Each index takes values between 0 and 100, with higher values indicating more rigid regulation. The difficulty of hiring index measures the flexibility of contracts and the ratio of the minimum wage to the value added per worker. The rigidity of hours index covers restrictions on weekend and night work, requirements relating to working time and the workweek, and mandated days of annual leave with pay. The difficulty of firing index covers workers' legal protections against dismissal, including the grounds permitted for dismissal and procedures for dismissal (individual and collective): notification and approval requirements, retraining or reassignment obligations and priority rules for dismissals and reemployment.

The firing cost indicator measures the cost of advance notice requirements, severance payments and penalties due when terminating a redundant worker, expressed in weeks of salary.

To make the data comparable across economies, a range of assumptions about the worker and the company are used. The company is assumed to be a limited liability manufacturing corporation that operates in the economy's most populous city, is 100% domestically owned and has 201 employees. The company is also assumed to be subject to collective bargaining agreements in economies where such agreements cover more than half the manufacturing sector and apply even to firms not party to them.

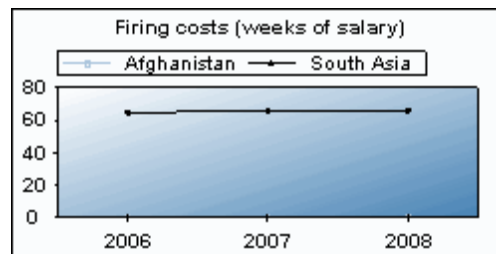
Employment regulations are needed to allow efficient contracting between employers and workers and to protect workers from discriminatory or unfair treatment by employers. In its indicators on employing workers, Doing Business measures flexibility in the regulation of hiring, working hours and dismissal in a manner consistent with the conventions of the International Labour Organization (ILO). An economy can have the most flexible labor regulations as measured by Doing Business while ratifying and complying with all conventions directly relevant to the factors measured by Doing Business and with the ILO core labor standards. No economy can achieve a better score by failing to comply with these conventions.

Governments all over the world face the challenge of finding the right balance between worker protection and labor market flexibility. But in developing countries especially, regulators often err to one extreme, pushing employers and workers into the informal sector. Analysis across economies shows that while employment regulation generally increases the tenure and wages of incumbent workers, overly rigid regulations may have undesirable side effects. These include less job creation, smaller company size, less investment in research and development, and longer spells of unemployment and thus the obsolescence of skills, all of which may reduce productivity growth. When economies err on the side of excessive rigidity, it is to the detriment of businesses and workers alike.

1. Historical data: Employing Workers in Afghanistan

Employing Workers data	Doing Business 2007	Doing Business 2008	Doing Business 2009
Rank		29	30
Rigidity of Employment Index	23	27	27
Firing costs (weeks of salary)	0	0	0

2. The following graphs illustrates the Employing Workers indicators in Afghanistan over the past 3 years:



3. Benchmarking Employing Workers Regulations:

Afghanistan is ranked 30 overall for Employing Workers.

Ranking of Afghanistan in Employing Workers - Compared to good practice and selected economies:



* The following economies are also good practice economies for Employing Workers: Marshall Islands, Singapore

The following table shows Employing Workers data for Afghanistan compared to good practice and comparator economies:

Good Practice Economies	Rigidity of Employment Index	Firing costs (weeks of salary)
Hong Kong, China*	0	
New Zealand*		0

<i>Selected Economy</i>		
Afghanistan	27	0

<i>Comparator Economies</i>		
India	30	56
Iran	40	91
Iraq	38	0
Kyrgyz Republic	38	17
Pakistan	43	90
Tajikistan	51	22

* The following economies are also good practice economies for :

Rigidity of Employment Index: Maldives, Marshall Islands, Singapore, United States

Firing costs (weeks of salary): Afghanistan, Denmark, Iraq, Marshall Islands, Micronesia, Palau, Puerto Rico, Tonga, United States



Registering Property

Formal property titles help promote the transfer of land, encourage investment and give entrepreneurs access to formal credit markets. But a large share of property in developing economies is not formally registered. Informal titles cannot be used as security in obtaining loans, which limits financing opportunities for businesses. Many governments have recognized this and started extensive property titling programs. But bringing assets into the formal sector is only part of the story. The more difficult and costly it is to formally transfer property, the greater the chances that formalized titles will quickly become informal again. Eliminating unnecessary obstacles to registering and transferring property is therefore important for economic development.

Doing Business records the full sequence of procedures necessary for a business (buyer) to purchase a property from another business (seller) and to transfer the property title to the buyer's name. The property of land and building will be transferred in its entirety. The transaction is considered complete when the buyer can use the property as collateral for a bank loan.

Local property lawyers and officials in property registries provide information on required procedures as well as the time and cost to complete each one. For most economies the data are based on responses from both. Based on the responses, three indicators are constructed.

- Number of procedures to register property.
- Time to register property (in calendar days).
- Official costs to register property (as a percentage of the property value).

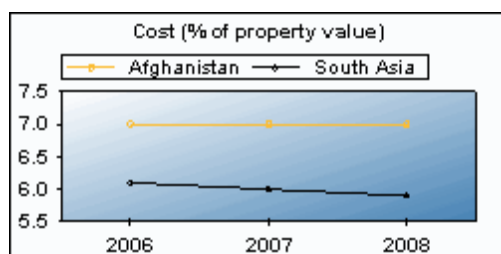
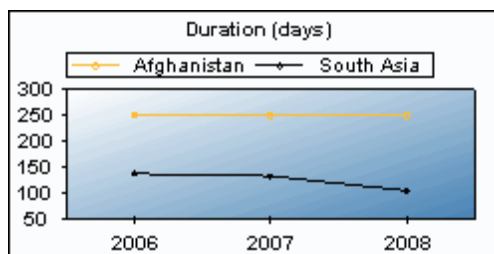
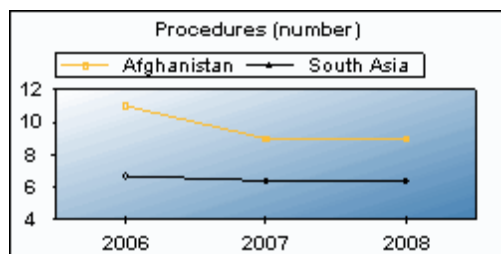
Many titling programs in Africa were futile because people bought and sold property informally, neglecting to update the title records in the property registry. Why? Doing Business shows that completing a simple formal property transfer in the largest business city of an African economy cost 10% of the value of the property and takes on average 90 days. Worse, the property registries are so poorly organized that they provide little security of ownership.

Efficient property registration reduces transaction costs and helps to formalize property titles. Simple procedures to register property are also associated with greater perceived security of property rights and less corruption. That benefits all entrepreneurs, especially women, the young and the poor. The rich have few problems protecting their property rights. They can afford to invest in security systems and other measures to defend their property. But small entrepreneurs cannot. Reform can change this. Twenty-four economies made it easier to register property in 2007/08. The most popular reform: lowering the cost of registration by reducing the property transfer tax, registration fees or stamp duty.

1. Historical data: Registering Property in Afghanistan

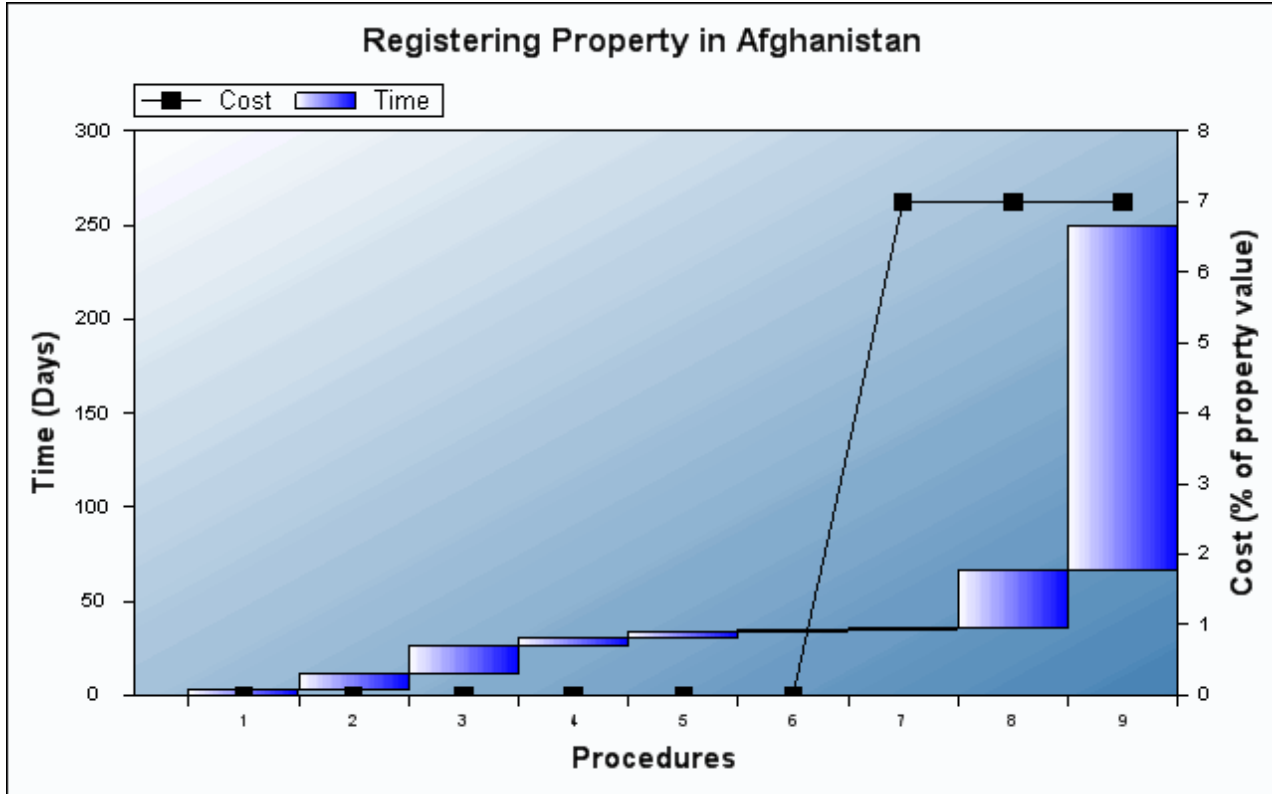
Registering Property data	Doing Business 2007	Doing Business 2008	Doing Business 2009
Rank		172	174
Procedures (number)	11	9	9
Duration (days)	252	250	250
Cost (% of property value)	7.0	7.0	7.0

2. The following graphs illustrates the Registering Property indicators in Afghanistan over the past 3 years:



3. Steps to Registering Property in Afghanistan

It requires 9 procedures, takes 250 days, and costs 7.00 % of property value to register the property in Afghanistan.



List of Procedures:

1. Submit two signed copies of Circular Form to the Head of Makhzan (judge)
2. The signed Circular Form is then submitted to the Chief of Makhzan to initiate the search of registered deeds
3. Circular Form sent to Imlak (Municipal Land Office) for certification of location and valuation of property
4. The Circular Form is submitted to the Mastufiat (Ministry of Finance Provincial Revenue Department)
5. Submit the Circular Form to the Human Resource Directorate for certification of signatures
6. The completed Circular Form is submitted back to the Primary Court judge
7. Seller pays property taxes at a designated bank
8. Submit the completed Circular Form, with payment receipts, to the Primary Court
9. The buyer obtains a copy of the deed

More detail is included in the appendix.

4. Benchmarking Registering Property Regulations:

Afghanistan is ranked 174 overall for Registering Property.

Ranking of Afghanistan in Registering Property - Compared to good practice and selected economies:



* The following economies are also good practice economies for Registering Property: Georgia, Saudi Arabia

The following table shows Registering Property data for Afghanistan compared to good practice and comparator economies:

Good Practice Economies	Procedures (number)	Duration (days)	Cost (% of property value)
New Zealand*		2	
Norway*	1		
Saudi Arabia			0.0

<i>Selected Economy</i>			
Afghanistan	9	250	7.0

<i>Comparator Economies</i>			
India	6	45	7.5
Iran	9	36	10.6
Iraq	5	8	6.5
Kyrgyz Republic	7	8	3.9
Pakistan	6	50	5.3
Tajikistan	6	37	1.8

* The following economies are also good practice economies for :

Procedures (number): Sweden

Duration (days): Saudi Arabia, Sweden, Thailand



Getting Credit

Firms consistently rate access to credit as among the greatest barriers to their operation and growth. Doing Business constructs two sets of indicators of how well credit markets function: one on credit registries and the other on legal rights of borrowers and lenders. Credit registries, institutions that collect and distribute credit information on borrowers, can greatly expand access to credit. By sharing credit information, they help lenders assess risk and allocate credit more efficiently. And they free entrepreneurs from having to rely on personal connections alone when trying to obtain credit. Three indicators are constructed to measure the sharing of credit information:

- Depth of credit information index, which measures the extent to which the rules of a credit information system facilitate lending based on the scope of information distributed, the ease of access to information and the quality of information.
- Public registry coverage, which reports the number of individuals and firms covered by a public credit registry as a percentage of the adult population.
- Private bureau coverage, which reports the number of individuals and firms, covered by a private credit bureau as a percentage of the adult population.

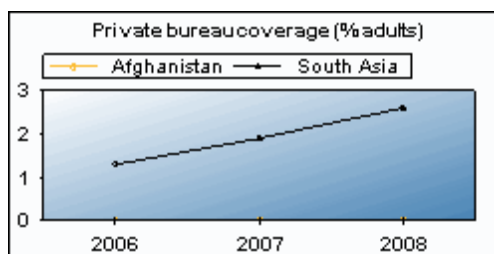
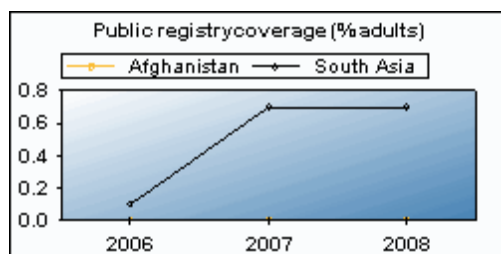
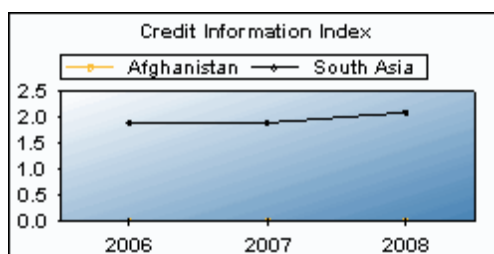
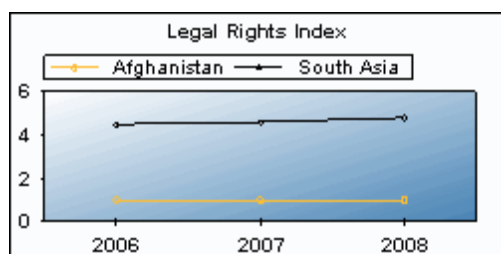
The strength of legal rights index measures the degree to which collateral and bankruptcy laws protect the rights of borrowers and lenders and thus facilitate lending. This year, three main changes were made; first, a standardized case scenario with specific assumptions was introduced to bring this indicator into line with other Doing Business indicators. Second, the indicator now focuses not on tangible movable collateral, such as equipment, but on revolving movable collateral, such as accounts receivable and inventory. Third, the indicator no longer considers whether management remains in place during a reorganization procedure, better accommodating economies that adopt reorganization procedures. The strength of legal rights index includes 8 aspects related to legal rights in collateral law and 2 aspects in bankruptcy law:

- Any business may use movable assets as collateral while keeping possession of the assets, and any financial institution may accept such assets as collateral.
- The law allows a business to grant a non possessory security right in a single category of revolving movable assets, without requiring a specific description of the secured assets.
- The law allows a business to grant a non possessory security right in substantially all of its assets, without requiring a specific description of the secured assets.
- A security right may extend to future or after-acquired assets and may extend automatically to the products, proceeds or replacements of the original assets.
- General description of debts and obligations is permitted in collateral agreements and in registration documents, so that all types of obligations and debts can be secured by stating a maximum rather than a specific amount between the parties.
- A collateral registry is in operation that is unified geographically and by asset type and that is indexed by the name of the grantor of a security right.
- Secured creditors are paid first when a debtor defaults outside an insolvency procedure or when a business is liquidated.
- Secured creditors are not subject to an automatic stay or moratorium on enforcement procedures when a debtor enters a court-supervised reorganization procedure.
- The law allows parties to agree in a collateral agreement that the lender may enforce its security right out of court.

1. Historical data: Getting Credit in Afghanistan

Getting Credit data	Doing Business 2007	Doing Business 2008	Doing Business 2009
Rank		177	178
Legal Rights Index	1	1	1
Credit Information Index	0	0	0
Public registry coverage (% adults)	0.0	0.0	0.0
Private bureau coverage (% adults)	0.0	0.0	0.0

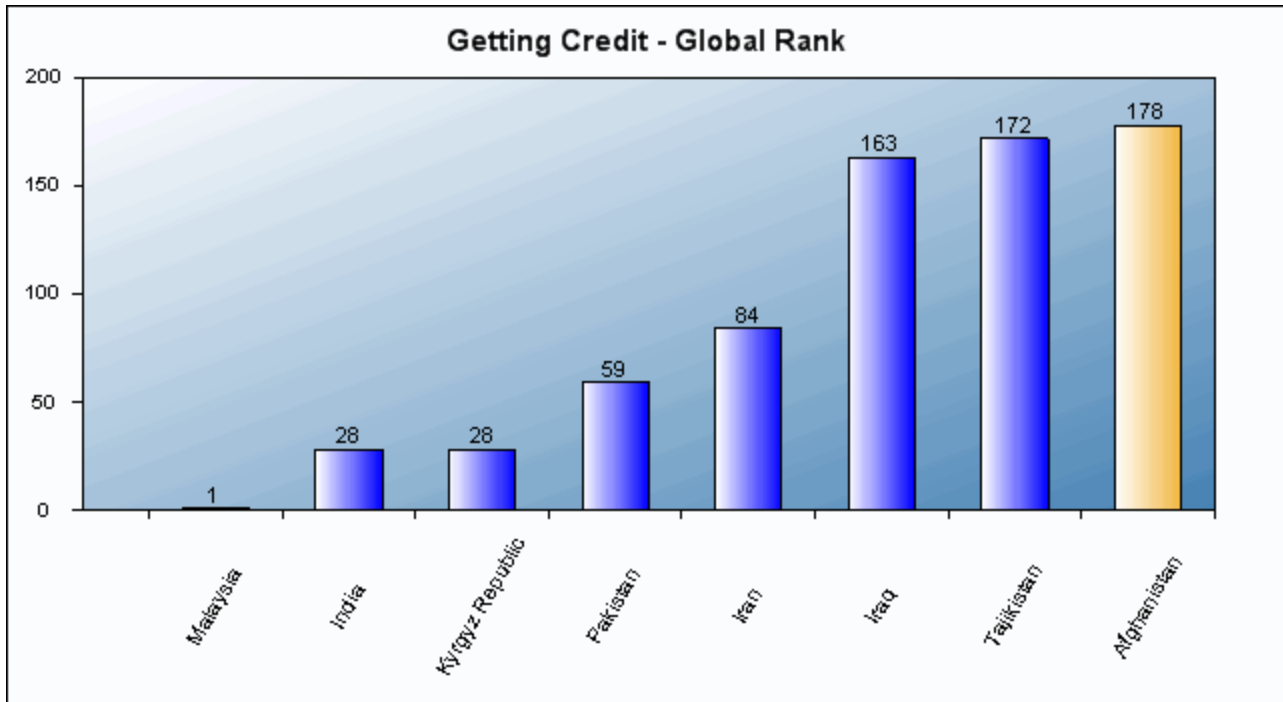
2. The following graphs illustrates the Getting Credit indicators in Afghanistan over the past 3 years:



3. Benchmarking Getting Credit Regulations:

Afghanistan is ranked 178 overall for Getting Credit.

Ranking of Afghanistan in Getting Credit - Compared to good practice and selected economies:



The following table shows Getting Credit data for Afghanistan compared to good practice and comparator economies:

Good Practice Economies	Legal Rights Index	Credit Information Index	Public registry coverage (% adults)	Private bureau coverage (% adults)
Malaysia*	10			
New Zealand*				100.0
Portugal			76.4	
United Kingdom		6		

<i>Selected Economy</i>				
Afghanistan	1	0	0.0	0.0

<i>Comparator Economies</i>				
India	8	4	0.0	10.5
Iran	5	3	21.7	0.0
Iraq	3	0	0.0	0.0
Kyrgyz Republic	7	5	0.0	3.7
Pakistan	6	4	4.9	1.5
Tajikistan	2	0	0.0	0.0

* The following economies are also good practice economies for :

Legal Rights Index: Hong Kong, China, Kenya, Singapore

Private bureau coverage (% adults): Argentina, Australia, Canada, Iceland, Ireland, Nicaragua, Norway, Sweden, United Kingdom, United States

24 countries have the highest credit information index.



Protecting Investors

Companies grow by raising capital, either through a bank loan or by attracting equity investors. Selling shares allows companies to expand without the need to provide collateral and repay bank loans. But investors worry about their money, and look for laws that protect them. A study finds that the presence of legal and regulatory protections for investors explains up to 73% of the decision to invest. In contrast, company characteristics explain only between 4% and 22%*. Good protections for minority shareholders are associated with larger and more active stock markets. Thus both governments and businesses have an interest in reforms strengthening investor protections. To document some of the protections investors have, Doing Business measures how economies regulate a standard case of self-dealing, use of corporate assets for personal gain.

The case facts are straightforward. Mr. James, a director and the majority shareholder of a public company, proposes that the company purchase used trucks from another company he owns. The price is higher than the going price for used trucks. The transaction goes forward. All required approvals are obtained, and all required disclosures made, though the transaction is prejudicial to the purchasing company. Shareholders sue the interested parties and the members of the board of directors. Several questions arise. Who approves the transaction? What information must be disclosed? What company documents can investors access? What do minority shareholders have to prove to get the transaction stopped or to receive compensation from Mr. James? Three indices of investor protection are constructed based on the answers to these and other questions. All indices range from 0 to 10, with higher values indicating more protections or greater disclosure.

- The extent of disclosure index covers approval procedures, requirements for immediate disclosure to the public and shareholders of proposed transactions, requirements for disclosure in periodic filings and reports and the availability of external review of transactions before they take place.
- The extent of director liability index covers the ability of investors to hold Mr. James and the board of directors liable for damages, the ability to rescind the transaction, the availability of fines and jail time associated with self-dealing, the availability of direct or derivative suits and the ability to require Mr. James to pay back his personal profits from the transaction.
- The ease of shareholder suits index covers the availability of documents that can be used during trial, the ability of the investor to examine the defendant and other witnesses, shareholders' access to internal documents of the company, the appointment of an inspector to investigate the transaction and the standard of proof applicable to a civil suit against the directors.

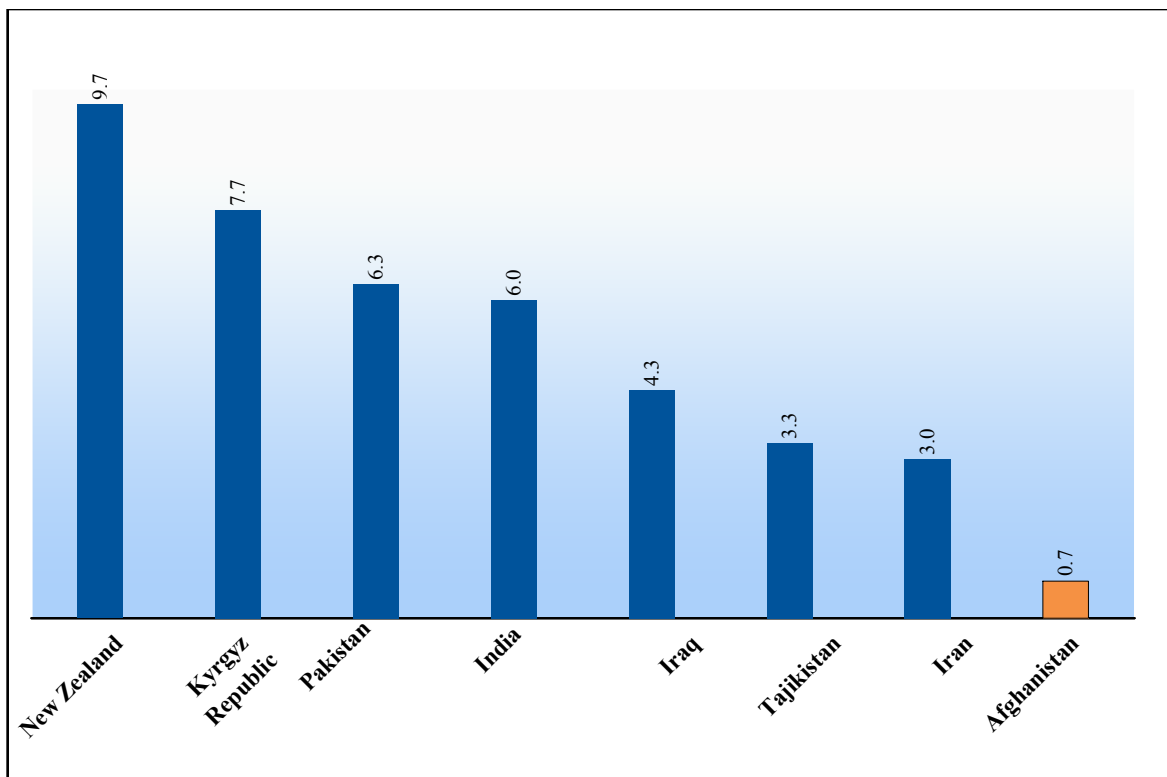
These three indices are averaged to create the strength of investor protection index. This index ranges from 0 to 10, with higher values indicating better investor protection.

*Doidge, Karayi and Stulz (2007)

1. Historical data: Protecting Investors in Afghanistan

Protecting Investors data	Doing Business 2007	Doing Business 2008	Doing Business 2009
Rank		181	181
Investor Protection Index	0.7	0.7	0.7

2. The following graph illustrates the Protecting Investors index in Afghanistan compared to best practice and selected Economies:

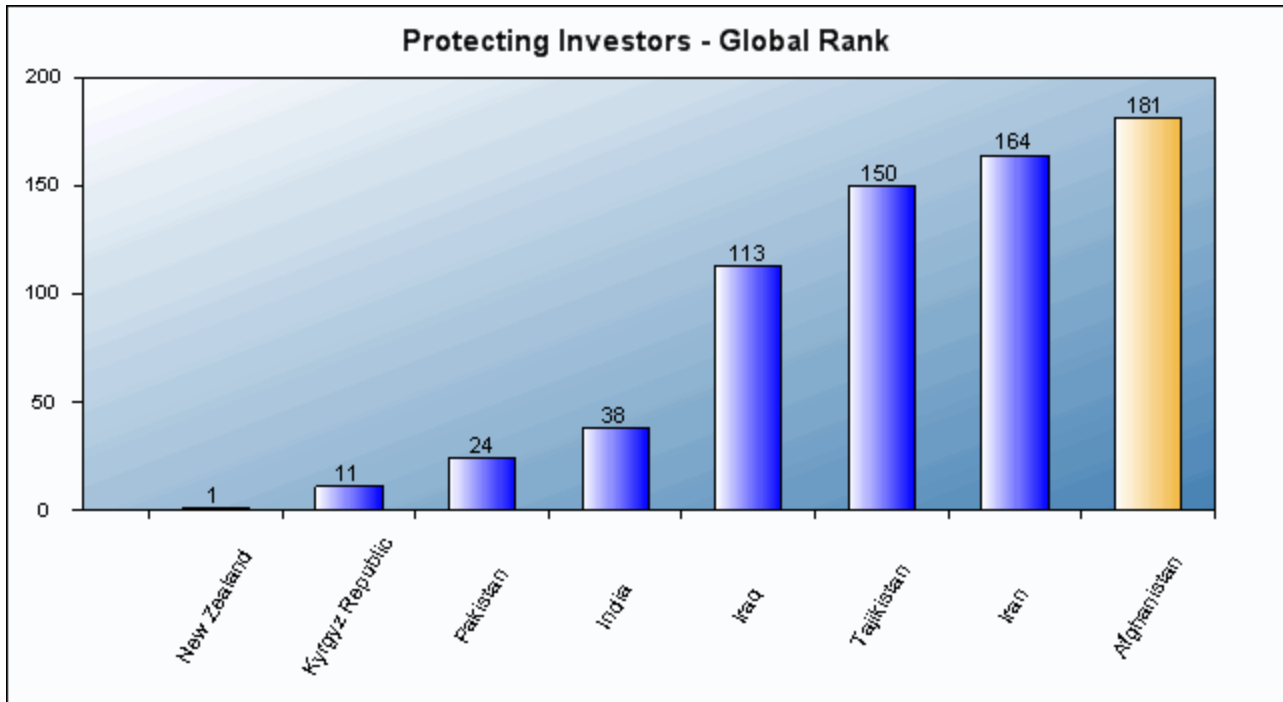


Note: The higher the score, the greater the investor protection.

3. Benchmarking Protecting Investors Regulations:

Afghanistan is ranked 181 overall for Protecting Investors.

Ranking of Afghanistan in Protecting Investors - Compared to good practice and selected economies:



The following table shows Protecting Investors data for Afghanistan compared to good practice and comparator economies:

Good Practice Economies	Investor Protection Index
New Zealand	9.7

<i>Selected Economy</i>	
Afghanistan	0.7

<i>Comparator Economies</i>	
India	6.0
Iran	3.0
Iraq	4.3
Kyrgyz Republic	7.7
Pakistan	6.3
Tajikistan	3.3



Paying Taxes

Taxes are essential. Without them there would be no money to provide public amenities, infrastructure and services which are crucial for a properly functioning economy. But particularly for small and medium size companies, they may opt out and choose to operate in the informal sector. One way to enhance tax compliance is to ease and simplify the process of paying taxes for such businesses.

The Doing Business tax survey records the effective tax that a small and medium company must pay and the administrative costs of doing so. Imagine a medium-size business, TaxpayerCo, that started operations last year. Doing Business asks tax practitioners in 181 economies to review TaxpayerCo's financial statements and a standard list of transactions that the company completed during the year. Respondents are asked how much in taxes and mandatory contributions the business must pay and what the process is for doing so.

The business starts from the same financial position in each economy. All the taxes and mandatory contributions paid during the second year of operation are recorded. Taxes and mandatory contributions are measured at all levels of government and include corporate income tax, turnover tax, all labor taxes and contributions paid by the company (including mandatory contributions paid to private pension or insurance funds), property tax, property transfer tax, dividend tax, capital gains tax, financial transactions tax, vehicle tax, sales tax and other small taxes (such as fuel tax, stamp duty and local taxes). A range of standard deductions and exemptions are also recorded.

Three indicators are constructed:

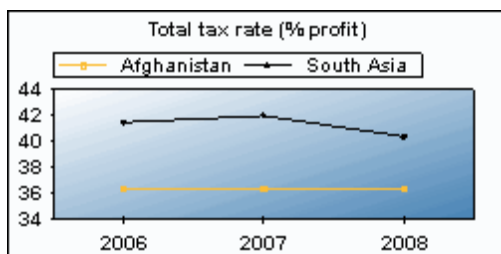
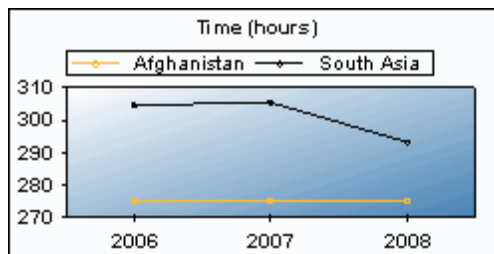
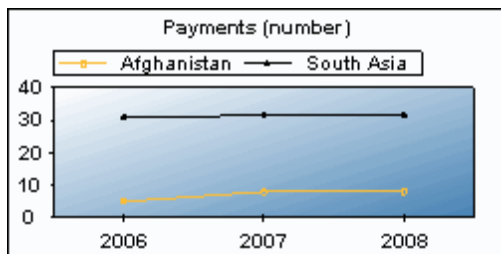
- Number of tax payments, which takes into account the method of payment, the frequency of payments and the number of agencies involved in our standardized case study.
- Time, which measures the number of hours per year necessary to prepare and file tax returns and to pay the corporate income tax, value added tax, sales tax or goods and service tax and labor taxes and mandatory contributions.
- Total tax rate, which measures the amount of taxes and mandatory contributions payable by the company during the second year of operation. This amount, expressed as a percentage of commercial profit, is the sum of all the different taxes payable after accounting for various deductions and exemptions.

Businesses care about what they get for their taxes and contributions, such as the quality of infrastructure and social services. Efficient tax systems tend to have less complex tax arrangements, comprising of straightforward compliance procedures and clear laws. Taxpayers in such economies often get more from their taxes. Simple, moderate taxes and fast, cheap administration mean less hassle for businesses, and also more revenue collected and better public services. More burdensome tax regimes create an incentive to evade taxes.

1. Historical data: Paying Taxes in Afghanistan

Paying Taxes data	Doing Business 2007	Doing Business 2008	Doing Business 2009
Rank		44	49
Time (hours)	275	275	275
Total tax rate (% profit)	36.4	36.4	36.4
Payments (number)	5	8	8

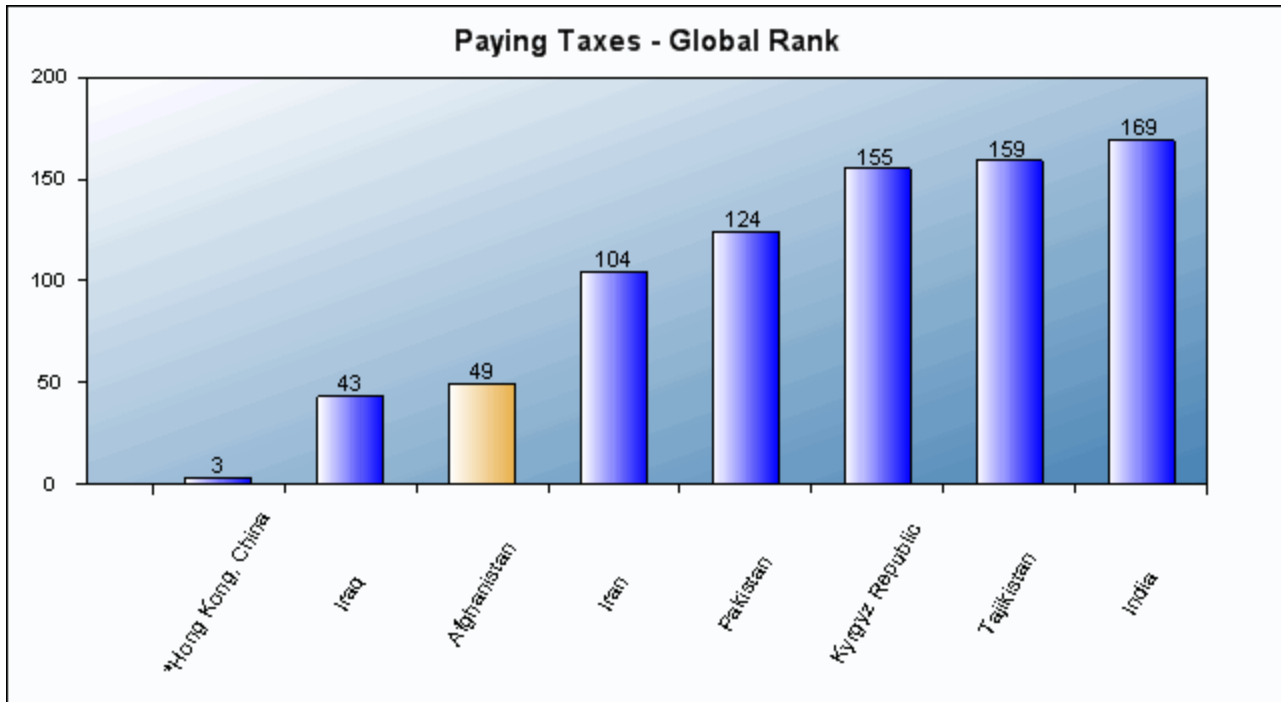
2. The following graphs illustrates the Paying Taxes indicators in Afghanistan over the past 3 years:



3. Benchmarking Paying Taxes Regulations:

Afghanistan is ranked 49 overall for Paying Taxes.

Ranking of Afghanistan in Paying Taxes - Compared to good practice and selected economies:



* The following economies are also good practice economies for Paying Taxes: Maldives, Qatar

The following table shows Paying Taxes data for Afghanistan compared to good practice and comparator economies:

Good Practice Economies	Payments (number)	Time (hours)	Total tax rate (% profit)
Luxembourg*		59	
Sweden*	2		
Vanuatu			8.4

<i>Selected Economy</i>			
Afghanistan	8	275	36.4

<i>Comparator Economies</i>			
India	60	271	71.5
Iran	22	344	44.2
Iraq	13	312	24.7
Kyrgyz Republic	75	202	61.4
Pakistan	47	560	28.9
Tajikistan	54	224	85.5

* The following economies are also good practice economies for :

Payments (number): Maldives, Qatar

Time (hours): Bahamas, Bahrain, Maldives, Qatar, United Arab Emirates



Trading Across Borders

The benefits of trade are well documented; as are the obstacles to trade. Tariffs, quotas and distance from large markets greatly increase the cost of goods or prevent trading altogether. But with bigger ships and faster planes, the world is shrinking. Global and regional trade agreements have reduced trade barriers. Yet Africa's share of global trade is smaller today than it was 25 years ago. So is the Middle East's, excluding oil exports. Many entrepreneurs face numerous hurdles to exporting or importing goods, including delays at the border. They often give up. Others never try. In fact, the potential gains from trade facilitation may be greater than those arising from only tariff reductions.

Doing Business compiles procedural requirements for trading a standard shipment of goods by ocean transport. Every procedure and the associated documents, time and cost, for importing and exporting the goods is recorded, starting with the contractual agreement between the two parties and ending with delivery of the goods. For importing the goods, the procedures measured range from the vessel's arrival at the port of entry to the shipment's delivery at the importer's warehouse. For exporting the goods, the procedures measured range from the packing of the goods at the factory to their departure from the port of exit. Payment is by letter of credit and the time and cost for issuing or securing a letter of credit is taken into account.

To make the data comparable across countries, several assumptions about the business and the traded goods are used. The business is of medium size, employs 60 people, and is located in the periurban area of the economy's most populous city. It is a private, limited liability company, domestically owned, formally registered and operating under commercial laws and regulations of the economy. The traded goods are ordinary, legally manufactured products transported in a dry-cargo, 20-foot FCL (full container load) container.

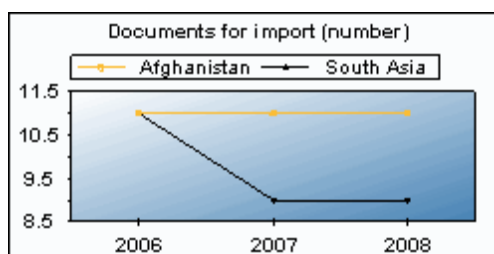
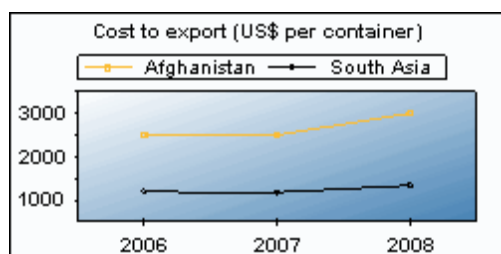
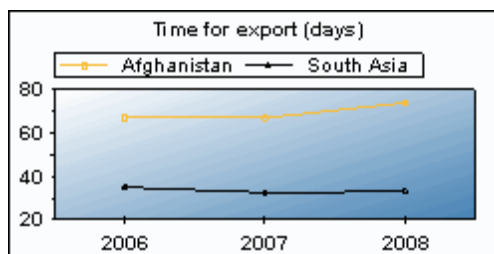
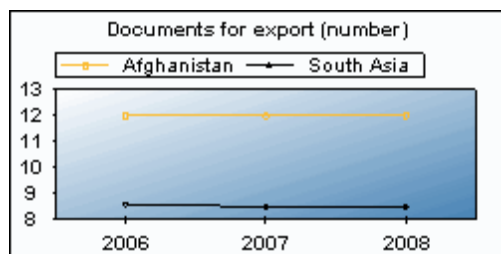
Documents recorded include port filing documents, customs declaration and clearance documents, as well as official documents exchanged between the parties to the transaction. Time is recorded in calendar days, from the beginning to the end of each procedure. Cost includes the fees levied on a 20-foot container in U.S. dollars. All the fees associated with completing the procedures to export or import the goods are included, such as costs for documents, administrative fees for customs clearance and technical control, terminal handling charges and inland transport. The cost measure does not include tariffs or duties.

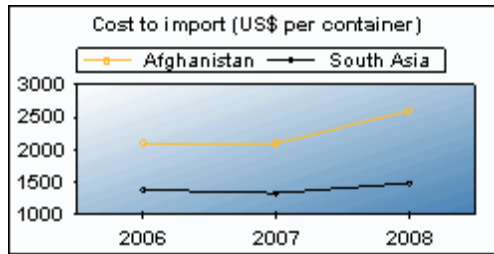
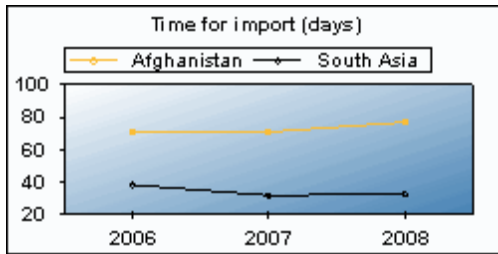
Economies that have efficient customs, good transport networks and fewer document requirements, making compliance with export and import procedures faster and cheaper, are more competitive globally. That can lead to more exports; and exports are associated with faster growth and more jobs. Conversely, a need to file many documents is associated with more corruption in customs. Faced with long delays and frequent demands for bribes, many traders may avoid customs altogether. Instead, they smuggle goods across the border. This defeats the very purpose in having border control of trade to levy taxes and ensure high quality of goods.

1. Historical data: Trading Across Borders in Afghanistan

Trading Across Borders data	Doing Business 2007	Doing Business 2008	Doing Business 2009
Rank		177	179
Documents for export (number)	12	12	12
Time for export (days)	67	67	74
Cost to export (US\$ per container)	2500	2500	3000
Documents for import (number)	11	11	11
Time for import (days)	71	71	77
Cost to import (US\$ per container)	2100	2100	2600

2. The following graphs illustrates the Trading Across Borders indicators in Afghanistan over the past 3 years:

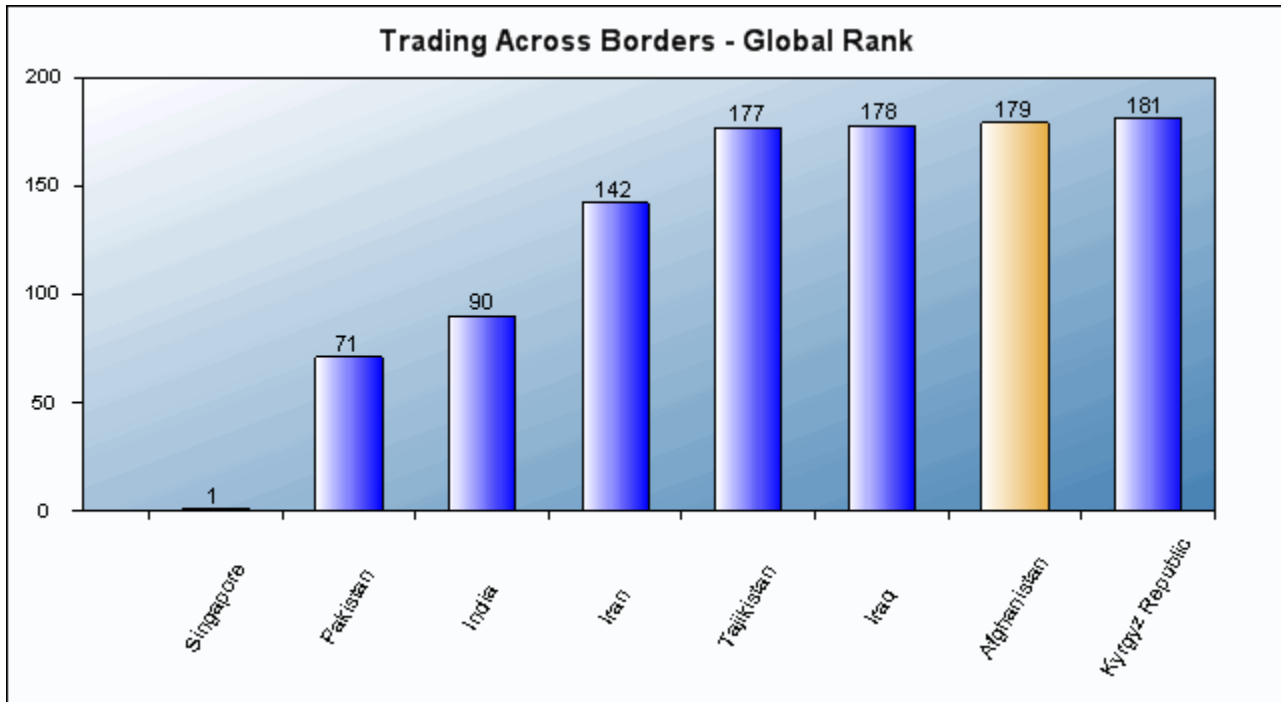




3. Benchmarking Trading Across Borders Regulations:

Afghanistan is ranked 179 overall for Trading Across Borders.

Ranking of Afghanistan in Trading Across Borders - Compared to good practice and selected economies:



The following table shows Trading Across Borders data for Afghanistan compared to good practice and comparator economies:

Good Practice Economies	Documents for export (number)	Time for export (days)	Cost to export (US\$ per container)	Documents for import (number)	Time for import (days)	Cost to import (US\$ per container)
Denmark*		5				
France	2			2		
Malaysia			450			
Singapore					3	439

<i>Selected Economy</i>						
Afghanistan	12	74	3000	11	77	2600

<i>Comparator Economies</i>						
India	8	17	945	9	20	960
Iran	8	26	1011	10	42	1656
Iraq	10	102	3900	10	101	3900
Kyrgyz Republic	13	64	3000	13	75	3250
Pakistan	9	24	611	8	18	680
Tajikistan	10	82	3150	10	83	4550

* The following economies are also good practice economies for :

Time for export (days): Estonia, Singapore



Enforcing Contracts

Where contract enforcement is efficient, businesses are more likely to engage with new borrowers or customers. Doing Business tracks the efficiency of the judicial system in resolving a commercial dispute, following the step-by-step evolution of a commercial sale dispute before local courts. The data is collected through study of the codes of civil procedure and other court regulations as well as through surveys completed by local litigation lawyers (and, in a quarter of the countries, by judges as well).

The dispute concerns a contract for the sale of goods between two businesses (the Seller and the Buyer) both located in the economy's largest business city.

The Seller sells and delivers goods, worth 200% of the economy's income per capita, to the Buyer. The Buyer refuses to pay on the grounds that they were not of adequate quality.

The Seller sues the Buyer to recover the amount under the sales agreement (200% of the economy's income per capita). The claim is filed before a court in the economy's largest business city with jurisdiction over commercial cases worth 200% of the income per capita and is disputed on the merits. Judgment is 100% in favor of the Seller and is not appealed. Seller enforces the judgment and the money is successfully collected through a public sale of Buyer's assets.

Rankings on enforcing contracts are based on 3 sub-indicators:

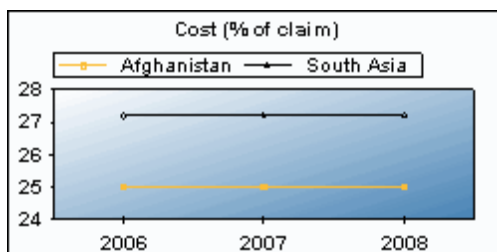
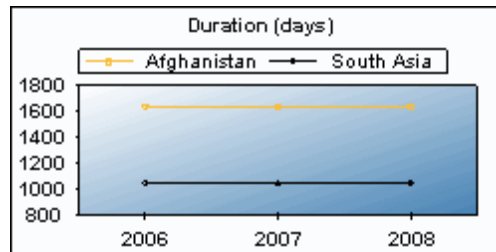
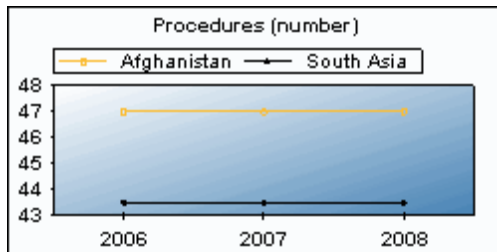
- Number of procedures, which are defined as any interaction between the parties or between them and the judge or court officer. This includes steps to file the case, steps for trial and judgment and steps necessary to enforce the judgment.
- Time, which counts the number of calendar days from the moment the Seller files the lawsuit in court until payment is received. This includes both the days on which actions take place and the waiting periods in between.
- Cost, which is recorded as a percentage of the claim (assumed to be equivalent to 200% of income per capita). Three types of costs are recorded: court costs (including expert fees), enforcement costs (including costs for a public sale of Buyer's assets) and attorney fees.

Justice delayed is often justice denied. And in many economies only the rich can afford to go to court. For the rest, justice is out of reach. In the absence of efficient courts, firms undertake fewer investments or business transactions. And they prefer to involve only a small group of people who know each other from previous dealings.

1. Historical data: Enforcing Contracts in Afghanistan

Enforcing Contracts data	Doing Business 2007	Doing Business 2008	Doing Business 2009
Rank		161	160
Procedures (number)	47	47	47
Duration (days)	1642	1642	1642
Cost (% of claim)	25.0	25.0	25.0

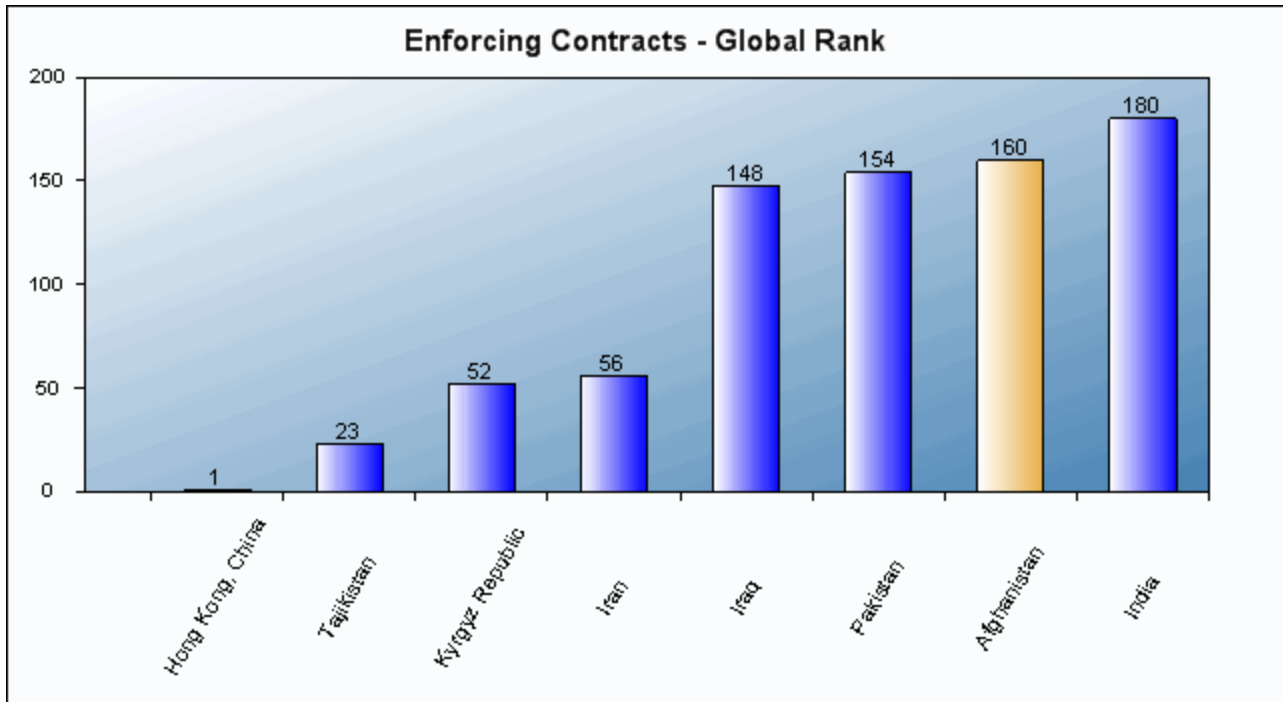
2. The following graphs illustrates the Enforcing Contracts indicators in Afghanistan over the past 3 years:



3. Benchmarking Enforcing Contracts Regulations:

Afghanistan is ranked 160 overall for Enforcing Contracts.

Ranking of Afghanistan in Enforcing Contracts - Compared to good practice and selected economies:



The following table shows Enforcing Contracts data for Afghanistan compared to good practice and comparator economies:

Good Practice Economies	Procedures (number)	Duration (days)	Cost (% of claim)
Iceland*			6.2
Ireland	20		
Singapore		150	

<i>Selected Economy</i>			
Afghanistan	47	1642	25.0

<i>Comparator Economies</i>			
India	46	1420	39.6
Iran	39	520	17.0
Iraq	51	520	32.5
Kyrgyz Republic	39	177	29.0
Pakistan	47	976	23.8
Tajikistan	34	295	20.5

* The following economies are also good practice economies for :

Cost (% of claim): Bhutan



Closing Business

The economic crises of the 1990s in emerging markets—from East Asia to Latin America, from Russia to Mexico—raised concerns about the design of bankruptcy systems and the ability of such systems to help reorganize viable companies and close down unviable ones. In countries where bankruptcy is inefficient, unviable businesses linger for years, keeping assets and human capital from being reallocated to more productive uses.

The Doing Business indicators identify weaknesses in the bankruptcy law as well as the main procedural and administrative bottlenecks in the bankruptcy process. In many developing countries bankruptcy is so inefficient that the parties hardly ever use it. In countries such as these, reform would best focus on improving contract enforcement outside bankruptcy.

The data on closing a business are developed using a standard set of case assumptions to track a company going through the step-by-step procedures of the bankruptcy process. It is assumed that the company is a domestically owned, limited liability corporation operating a hotel in the country's most populous city. The company has 201 employees, 1 main secured creditor and 50 unsecured creditors. Assumptions are also made about the debt structure and future cash flows. The case is designed so that the company has a higher value as a going concern—that is, the efficient outcome is either reorganization or sale as a going concern, not piecemeal liquidation. The data are derived from questionnaires answered by attorneys at private law firms.

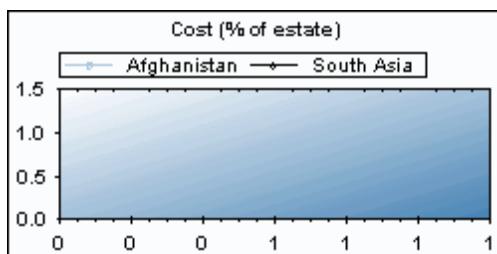
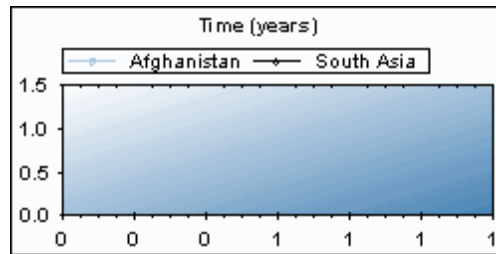
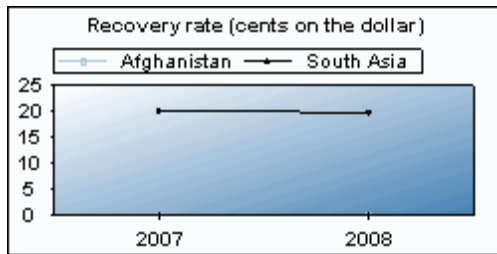
Three measures are constructed from the survey responses: the time to go through the insolvency process, the cost to go through the process and the recovery rate—how much of the insolvency estate is recovered by stakeholders, taking into account the time, cost, depreciation of assets and the outcome of the insolvency proceeding.

Bottlenecks in bankruptcy cut into the amount claimants can recover. In countries where bankruptcy laws are inefficient, this is a strong deterrent to investment. Access to credit shrinks, and nonperforming loans and financial risk grow because creditors cannot recover overdue loans. Conversely, efficient bankruptcy laws can encourage entrepreneurs. The freedom to fail, and to do so through an efficient process, puts people and capital to their most effective use. The result is more productive businesses and more jobs.

1. Historical data: Closing Business in Afghanistan

Closing a Business data	Doing Business 2007	Doing Business 2008	Doing Business 2009
Rank		181	181
Time (years)	no practice	no practice	no practice
Cost (% of estate)	no practice	no practice	no practice
Recovery rate (cents on the dollar)	no practice	0.0	0.0

2. The following graphs illustrates the Closing Business indicators in Afghanistan over the past 3 years:



3. Benchmarking Closing Business Regulations:

Afghanistan is ranked 181 overall for Closing a Business.

Ranking of Afghanistan in Closing Business - Compared to good practice and selected economies:



The following table shows Closing Business data for Afghanistan compared to good practice and comparator economies:

Good Practice Economies	Recovery rate (cents on the dollar)	Time (years)	Cost (% of estate)
Ireland		0.4	
Japan	92.5		
Singapore*			1

<i>Selected Economy</i>			
Afghanistan	0.0	no practice	no practice

<i>Comparator Economies</i>			
India	10.4	10.0	9
Iran	23.1	4.5	9
Iraq	0.0	no practice	no practice
Kyrgyz Republic	14.2	4.0	15
Pakistan	39.2	2.8	4
Tajikistan	25.4	3.0	9

* The following economies are also good practice economies for :

Cost (% of estate): **Colombia, Kuwait, Norway**

DB2009 Reforms

Number of reforms in Doing Business 2009

Rank	Economy	Reform Categories									Total number of reforms
		Starting a Business	Dealing with Construction Permits	Employing Workers	Registering Property	Getting Credit	Protecting Investors	Paying Taxes	Trading Across Borders	Enforcing Contracts	
1	Azerbaijan	✓		✓	✓	✓	✓	✓		✓	7
2	Albania	✓				✓	✓	✓			4
3	Kyrgyz Republic	✓	✓				✓				3
4	Belarus	✓	✓		✓	✓		✓	✓		6
5	Senegal	✓			✓				✓		3
6	Burkina Faso		✓	✓	✓			✓			4
7	Botswana	✓					✓	✗	✓		3
8	Colombia	✓	✓					✓	✓	✓	5
9	Dominican Republic	✓			✓			✓	✓		4
10	Egypt	✓	✓		✓	✓	✓		✓		6
	Afghanistan										
	Iran										
	Iraq										
	Pakistan										
	India								✓		1
	Tajikistan		✗			✓					1

Note: Economies are ranked on the number and impact of reforms, Doing Business selects the economies that reformed in 3 or more of the Doing Business topics. Second, it ranks these economies on the increase in rank in Ease of Doing Business from the previous year. The larger the improvement, the higher the ranking as a reformer.

Afghanistan

In Afghanistan no major reforms were recorded.

Albania

Albania, a top reformer globally and regionally, established a public credit registry allowing financial institutions to share credit information and covering 8.3 percent of the adult population. This reform allows banks to better evaluate the creditworthiness of potential borrowers, facilitating access to credit for firms and individuals. Albania also strengthened investor protections. A new company law requires that disinterested shareholders approve transactions between interested parties and obligates those parties to disclose all information on the transaction to the public. The law also reinforces directors' duties and requires directors, when found liable, to pay damages and return profits to the company. Starting a business became easier with online publication, reduction of the registration cost, and the consolidation of tax, health insurance, and labor registration into a single application. The corporate income tax rate was reduced from 20 percent to 10 percent effective January 1, 2008.

Azerbaijan

Azerbaijan, the top reformer globally and regionally, eliminated the minimum threshold for reporting loans to the public credit registry in September 2007. The public registry now records information on all loans made by the financial system, more than doubling the coverage of borrowers with a credit history. Substantial amendments to the labor code in May 2007 made hiring workers easier by allowing employers to use fixed-term contracts for permanent tasks, easing restrictions on night work, and reducing requirements for redundancy dismissals. Azerbaijan created a second commercial court in Baku, increasing the number of judges dealing with commercial cases from five to nine. The average time to enforce a contract through the courts fell from 267 days to 237. A new law strengthens investor protections by requiring that transactions between interested parties be approved by shareholders. Interested parties are allowed to vote on the matter. Other provisions protect investors because directors who are held liable must pay damages and disgorge profits. Azerbaijan introduced a new unified property registry, reducing the number of procedures required to register property from seven to four. In addition, the State Register Service introduced the option of expediting two of the four procedures, making it possible to register property in 11 days. Similarly, the country created a one-stop shop for company registration, cutting the number of procedures from 13 to six and reducing the time required by half. Azerbaijan reduced the tax burden by introducing an online filing and payment system with advanced accounting software for calculating taxes due. This saves more than 500 hours a year on average in dealing with paperwork.

Belarus

In Belarus, a top reformer globally and regionally, the public credit registry expanded credit information by eliminating the minimum threshold for loans recorded in its database. It also guaranteed the right of borrowers to review their data, improving accuracy. Starting a business became easier: a unified registry database was created, a time limit was introduced for registration, and the minimum capital requirement was cut by half. Belarus created a one-stop shop for property registration and introduced a broad administrative simplification program that set strict time limits at the registry and computerized its records. As a result, the time required to register property in Minsk fell from 231 days to 21. The time required for dealing with construction permits fell by 140 days, thanks to new statutory time limits for preapproval clearances and building permits. Belarus eased the tax burden by abolishing the "Chernobyl tax" (3 percent) and unemployment tax (1 percent) and amending the simplified tax system for small businesses. A new customs code and new banking regulations reduced the time to export

Botswana

Botswana improved its business environment by speeding the start-up process through computerization. A similar effort, which included training customs officers in using an electronic data interchange system, sped the processing of trade documents and reduced the time to export by two days and the time to import by a day. A new Company Act has come into force, requiring that shareholders approve related-party transactions and that directors repay damages and surrender profits if held liable. Finally, since January 2008, companies have been required to pay 0.2 percent of turnover for the training of workers.

Burkina Faso	Burkina Faso eliminated random inspections during construction. It also introduced a new one-stop shop for construction permits, which reduced approval fees and combined five separate payments into a single one. A new labor code, approved in May 2008, makes hiring workers easier by allowing employers to use fixed-term contracts for permanent tasks, removing the 48-month limit on the duration of such contracts, and easing restrictions on determining the weekly rest day. Requirements for redundancy dismissals were also eased: third-party notification and consent are no longer required for dismissal of a single worker, and priority rules for dismissals were abolished. Burkina Faso made it easier to transfer property by eliminating the requirement for authorization from the municipality, merging two taxes at the Land Registry (Conservation Foncière), and reducing the transfer tax. The changes reduced the time required by 46 days and the cost by 2 percent of the property value. Finally, Burkina Faso reduced the corporate income tax rate from 35 percent to 30 percent (effective January 1, 2008), and the tax on dividends from 15 percent to 12.5 percent.
Colombia	Colombia, a top global and regional reformer, improved in five of the 10 Doing Business indicators. It reduced the time and cost to start a business by simplifying registration formalities, including speeding up processes at the registry and eliminating the need to obtain a certificate of compliance with zoning regulations. A silence-is-consent principle for building permits is now applied, reducing the total time for dealing with construction permits by 32 days. A new unified application form was introduced. Colombia made electronic social security contributions mandatory for companies with more than 30 employees and created unified electronic forms for filing taxes. Trading across borders was expedited: better banking services and the implementation of e-payments, electronic data interchange, and coordinated inspections in customs reduced the time to export by 10 days and the time to import by five. Authorities also introduced two new insolvency proceedings: a reorganization procedure to restructure insolvent companies and a mandatory liquidation procedure. Its new insolvency law tightens time limits for negotiating reorganization agreements. Before, the term allowed was six months, with a possible extension of eight months. The new law limits the term to four months, and the extension to two.
Dominican Republic	The Dominican Republic, a top global and regional reformer, sped up formalities in several areas by making them electronic. An online system for filing and paying taxes, piloted in 2006, is now fully operational. And entrepreneurs can complete several start-up formalities online, including name verification, and commercial and tax registration. The Dominican Republic also reduced the corporate income tax rate from 29% to 25%, and abolished several taxes, including the stamp duty. The cost of property registration fell, thanks to a reduction in the transfer tax from 4.3% to 3%. Transferring property now costs 3.8% of the property value, down from 5.1%. In addition, authorities reduced the time to export by three days by improving the online portal for customs documentation and payment.
Egypt	Egypt was once again among the top 10 global reformers—the third time in 4 years—and top regional reformer this year. Egypt made starting a business easier by reducing the paid-in minimum capital requirement by more than 80%, abolishing bar association fees, and automating tax registration. A new building code introduced in 2008 is aimed at reducing the procedures and time required to deal with construction permits by establishing a single window for processing construction-related approvals. Simplified administrative procedures for registering property and new time limits have reduced the time to transfer property in Cairo from 193 days to 72. The port of Alexandria continued to upgrade its facilities and sped customs clearance, reducing the time to export by 1 day and the time to import by 3. New listing rules for the Cairo Stock Exchange strengthened protections for minority shareholders: now an independent body must assess transactions between interested parties before they are approved. And thanks to new regulations issued by the Central Bank of Egypt, borrowers have the right to inspect their data in the private credit bureau.
India	India implemented electronic data interchange (EDI), allowing exporters to submit documents to customs online. The EDI system also enables customs to automatically assess export documents, making customs clearance more efficient. The new system reduced the time needed to export by 1 day.
Iran	In Iran no major reforms were recorded.
Iraq	In Iraq no major reforms were recorded.

Kyrgyz Republic	The Kyrgyz Republic, a top reformer globally and regionally, strengthened investor protections through legal amendments allowing minority investors to take legal actions as shareholders. The amendments also require an independent assessment of a related-party transaction before it is approved. Moreover, directors can be held liable for negligence if they harm minority shareholders and will be forced to pay damages and disgorge profits. A new one-stop shop made it easier to start a business by streamlining and simplifying business registration processes and eliminating certain requirements such as proof of residence. Obtaining a company seal became optional. Dealing with construction permits also became easier, thanks to a one-stop shop making it possible to obtain a designing permit, construction license, and occupancy permit at a single place. This reform eliminated nine steps, reduced the time required by almost 6 months, and lowered the cost from 759 percent of income per capita to 406 percent.
Pakistan	In Pakistan no major reforms were recorded.
Senegal	Senegal's one-stop shop for business start-up became fully operational, merging more than half the procedures and speeding the process as a result. Similarly, the introduction of time limits at the Land Registry and the Directorate of Taxes and Property sped property registration. The top reformer globally in easing trade, Senegal introduced a single window for customs clearance, cutting document requirements in half. It also set up an electronic data interchange system, implemented risk-based inspections, extended the operating hours of customs, and improved port and road infrastructure.
Tajikistan	Tajikistan enhanced investor protections through a new law requiring that transactions between interested parties be approved by a shareholders meeting at which interested directors cannot vote. In addition, the transaction must be disclosed to the board of directors. The new law allows minority shareholders to sue directors on behalf of the company. Administrative backlogs in obtaining location permits added 160 days to the overall time for dealing with construction permits.

APPENDICES

Starting a Business in Afghanistan

This table summarizes the procedures and costs associated with setting up a business in Afghanistan.

STANDARDIZED COMPANY

Legal Form: Private Limited Liability Company

Minimum Capital Requirement:

City: Kabul

Registration Requirements:

No:	Procedure	Time to complete	Cost to complete
1	Obtain business license (AISA)	6 days	about USD 120 (USD 100 for business license)
2	Pick up business license	1 day	included in proc 1
3	Obtain operational license (AISA)	1 day	USD 100
4	* Receive inspection (AISA)	1 day	no charge

* Takes place simultaneously with another procedure.

Procedure 1 Obtain business license (AISA)

Time to complete: 6 days

Cost to complete: about USD 120 (USD 100 for business license)

Comment: Obtaining business license is done at the Afghanistan Investment Support Agency (AISA) that acts as a one-stop shop.

AISA staff is responsible for:

- Cross-checking for any existing company names.
- Conducting background checks on the founders' outstanding financial obligations.
- Obtaining the director's criminal record at the Ministry of Interior.
- Obtaining the company tax identification number (TIN) from the Ministry of Finance.
- Registering the company with the Commercial Court of the Ministry of Justice.
- Publishing an announcement in a reputable Afghan newspaper.

Documentation required to obtain a business license:

- Basic business information such as sectors of operation and number of employees.
- Personal data on the business owners such as national identification card number.
- Landlord signature and property address.
- Two passport photos.

Fees

- Fee for publication of the newspaper announcement: AFN 1,500.

License fees:

- Business value up to USD 10,000: USD 100 a year.
- Business value from USD 10,000 to USD 1 million: USD 700 a year.
- Transport and service industry: USD 1,000 a year.
- Security firms: USD 5,000 a year.

Payment is made in person at AISA when applying for a license.

Procedure 2 Pick up business license

Time to complete: 1 day

Cost to complete: included in proc 1

Comment: After the license is issued, the company representative personally picks it up at AISA.

Procedure 3 Obtain operational license (AISA)

Time to complete: 1 day

Cost to complete: USD 100

Comment: This second license is required once the company has become operational. To obtain the license, the company must show proof of its equipment and activities. Moreover and depending on the company's activity, an additional sector license might be required (e.g., hotels, restaurants, insurance, and import-export companies).

Procedure 4 Receive inspection (AISA)

Time to complete: 1 day

Cost to complete: no charge

Comment:

AISA visits the company premises to check its equipment and activities. If the inspection results are fully satisfactory, AISA representative will write up the report on site, give the entrepreneur a copy, and place a public copy on file at AISA.

Dealing with Construction Permits in Afghanistan

The table below summarizes the procedures, time, and costs to build a warehouse in Afghanistan.

BUILDING A WAREHOUSE

Date as of: January 2,008

Estimated Warehouse Value:

City: Kabul

Registration Requirements:

No:	Procedure	Time to complete	Cost to complete
1	Obtain copy of the land deed	7 days	AFN 3,000
2	Obtain zoning approval from Ministry of Urban Planning	7 days	no charge
3	Obtain building permit from Kabul municipality	270 days	AFN 2,000
4	Receive random inspection from municipality	1 day	no charge
5	Receive random inspection from the police	1 day	no charge
6	Receive random inspection from municipality	1 day	no charge
7	Receive random inspection from the police	1 day	no charge
8	Receive random inspection from municipality	1 day	no charge
9	Receive random inspection from the police	1 day	no charge
10	Drill well for temporary water supply	7 days	USD 10,000
11	Buy and install generator to obtain electricity connection	7 days	USD 30,000
12	Build septic tank for sewage	30 days	USD 15,000
13	Obtain fixed telephone line	7 days	USD 100

Procedure 1 Obtain copy of the land deed

Time to complete: 7 days

Cost to complete: AFN 3,000

Comment: After decades of conflict, most people have lost their deeds, relying on informal ownership claims to land. In post-conflict Kabul, a copy of the title deed is part of the documentation needed to apply for a building permit. BuildCo must file a written claim to the appeal court of Kabul stating they lost their deed. The claim must contain the property specification, deed number, district number, and number of the court that issued the deed. It takes about a week to obtain a valid copy of the title deed.

Procedure 2 Obtain zoning approval from Ministry of Urban Planning

Time to complete: 7 days

Cost to complete: no charge

Comment: BuildCo must go to the municipality and to the Ministry of Urban Planning to check the Kabul Master Plan and to obtain a zoning approval. The master plan is 15–20 years old and has not been recently updated. If everything is in order and BuildCo pays a bribe, it may receive zoning approval in a couple of days. However, without paying a bribe, approval takes about a week.

Procedure 3 Obtain building permit from Kabul municipality

Time to complete: 270 days

Cost to complete: AFN 2,000

Comment: BuildCo submits a copy of the title deed, the zoning approval, the building design(s), and proof of the employees' qualifications. If the property is inside the Kabul Master Plan, the designs are sent to the Engineering Department and a committee will approve them. BuildCo then pays the building permit fee. The municipality sends approval copies to various municipal departments (e.g., the police).

By paying bribes, BuildCo can obtain a building permit within a month of submitting an application. Without bribes, the application process could take between 6 months and a year, or even longer.

Procedure 4 Receive random inspection from municipality

Time to complete: 1 day

Cost to complete: no charge

Comment: On average, either the Kabul municipality or its police department will visit the construction site every month (about six inspections for a 30-week project). Inspectors often demand bribes of AFN 5,000 to AFN 10,000 for each visit. The Doing Business project, however, does not account for any of these informal payments.

Procedure 5 Receive random inspection from the police

Time to complete: 1 day

Cost to complete: no charge

Comment: On average, either the Kabul municipality or its police department will visit the construction site every month (about six inspections for a 30-week project). Inspectors often demand bribes of AFN 5,000 to AFN 10,000 for each visit. The Doing Business project, however, does not account for any of these informal payments.

Procedure 6 Receive random inspection from municipality

Time to complete: 1 day

Cost to complete: no charge

Comment: On average, either the Kabul municipality or its police department visit the construction site every month (about six inspections for a 30-week project). Inspectors often demand bribes of AFN 5,000 to AFN 10,000 for each visit. The Doing Business project, however, does not account for any of these informal payments.

Procedure 7 Receive random inspection from the police

Time to complete: 1 day

Cost to complete: no charge

Comment: On average, either the Kabul municipality or its police department will visit the construction site every month (about six inspections for a 30-week project). Inspectors often demand bribes of AFN 5,000 to AFN 10,000 for each visit. The Doing Business project, however, does not account for any of these informal payments.

Procedure 8 Receive random inspection from municipality

Time to complete: 1 day

Cost to complete: no charge

Comment: On average, either the Kabul municipality or its police department will visit the construction site every month (about six inspections for a 30-week project). Inspectors often demand bribes of AFN 5,000 to AFN 10,000 for each visit. The Doing Business project, however, does not account for any of these informal payments.

Procedure 9 Receive random inspection from the police

Time to complete: 1 day

Cost to complete: no charge

Comment: On average, either the Kabul municipality or its police department will visit the construction every month (about six inspections for a 30-week project). Inspectors often demand bribes of AFN 5,000 to AFN 10,000 for each visit. The Doing Business project, however, does not account for any of these informal payments.

Procedure 10 Drill well for temporary water supply

Time to complete: 7 days

Cost to complete: USD 10,000

Comment: No city water supply exists, so BuildCo must dig its own well.

Procedure 11 Buy and install generator to obtain electricity connection

Time to complete: 7 days

Cost to complete: USD 30,000

Comment: In early 2007, access to electricity on the city power grid averaged 4 hours, every other night. Thus, most firms buy and run their own generators.

Procedure 12 Build septic tank for sewage

Time to complete: 30 days

Cost to complete: USD 15,000

Comment: In the absence of a waste management system, Afghan businesses must build their own septic tanks.

Procedure 13 Obtain fixed telephone line

Time to complete: 7 days

Cost to complete: USD 100

Comment:

Employing Workers in Afghanistan

Employing workers indices are based on responses to survey questions. The table below shows these responses in Afghanistan.

Employing Workers Indicators (2008)	Answer	Score
Rigidity of Employment Index		26.7
Difficulty of Hiring Index		0.0
Are fixed-term contracts prohibited for permanent tasks?	No	0
What is the maximum duration of fixed-term contracts (including renewals)? (in months)	No limit	0.0
What is the ratio of mandated minimum wage to the average value added per worker?	0.00	0.00
Rigidity of Hours Index		40.0
Can the workweek extend to 50 hours (including overtime) for 2 months per year to respond to a seasonal increase in production?	Yes	0
What is the maximum number of working days per week?	6	0
Are there restrictions on night work?	Yes	1
Are there restrictions on "weekly holiday" work?	Yes	1
What is the paid annual vacation (in working days) for an employee with 20 years of service?	20	0
Difficulty of Firing Index		40.0
Is the termination of workers due to redundancy legally authorized?	Yes	0
Must the employer notify a third party before terminating one redundant worker?	Yes	1
Does the employer need the approval of a third party to terminate one redundant worker?	No	0
Must the employer notify a third party before terminating a group of 25 redundant workers?	Yes	1
Does the employer need the approval of a third party to terminate a group of 25 redundant workers?	Yes	1
Is there a retraining or reassignment obligation before an employer can make a worker redundant?	Yes	1
Are there priority rules applying to redundancies?	No	0
Are there priority rules applying to re-employment?	No	0

Firing costs (weeks of salary)	0.0
What is the notice period for redundancy dismissal after 20 years of continuous employment? (weeks of salary)	0.0
What is the severance pay for redundancy dismissal after 20 years of employment? (weeks of salary)	0.0
What is the legally mandated penalty for redundancy dismissal? (weeks of salary)	0.0

Note: The first three indices measure how difficult it is to hire a new worker, how rigid the regulations are on working hours, and how difficult it is to dismiss a redundant worker. Each index assigns values between 0 and 100, with higher values representing more rigid regulations. The overall Rigidity of Employment Index is an average of the three indices.

Registering Property in Afghanistan

This topic examines the steps, time, and cost involved in registering property in Afghanistan.

STANDARDIZED PROPERTY

Property Value: 925,000.00

City: Kabul

Registration Requirements:

No:	Procedure	Time to complete	Cost to complete
1	Submit two signed copies of Circular Form to the Head of Makhzan (judge)	3 days	no cost
2	The signed Circular Form is then submitted to the Chief of Makhzan to initiate the search of registered deeds	8 days	no cost
3	Circular Form sent to Imlak (Municipal Land Office) for certification of location and valuation of property	15 days	(1% tax paid in procedure 7)
4	The Circular Form is submitted to the Mastufiat (Ministry of Finance Provincial Revenue Department)	5 days	(1% tax paid in procedure 7)
5	Submit the Circular Form to the Human Resource Directorate for certification of signatures	3 days	no cost
6	The completed Circular Form is submitted back to the Primary Court judge	1 day	no cost
7	Seller pays property taxes at a designated bank	1 day	7% of property value
8	Submit the completed Circular Form, with payment receipts, to the Primary Court	31 days	no additional cost
9	The buyer obtains a copy of the deed	1 to 365 days	no cost

Procedure	1	Submit two signed copies of Circular Form to the Head of Makhzan (judge)
Time to complete:		3 days
Cost to complete:		no cost
Comment:		The applicant submits two signed copies of the Circular Form to the Head of Makhzan (a judge) for signature approval in order to initiate a search of Makhzan records.
Procedure	2	The signed Circular Form is then submitted to the Chief of Makhzan to initiate the search of registered deeds
Time to complete:		8 days
Cost to complete:		no cost
Comment:		Once signed by the Head of Makhzan, the Circular form is submitted by the applicant to the Chief of Makhzan, who signs to initiate the search of the Makhzan historical records of registered deeds. The Makhzan keeper searches for deeds in archives based on the details provided by the applicant (registry number and photos). The keeper gives the deed book and the owner's property deed to the Chief of Makhzan, who will check for the correctness of ownership and sign again the Circular Form. The Head of Makhzan also checks for correctness and signs again the Circular Form
Procedure	3	Circular Form sent to Imlak (Municipal Land Office) for certification of location and valuation of property
Time to complete:		15 days
Cost to complete:		(1% tax paid in procedure 7)
Comment:		The applicant takes the Circular Form to the Imlak for certification of the property location (both for agricultural and municipal land). An Imlak committee establishes the value of the land after an inspection of the property. The value is entered on the Circular Form and 1% on that is charged, to be paid at the bank (procedure 7).
Procedure	4	The Circular Form is submitted to the Mastufiat (Ministry of Finance Provincial Revenue Department)
Time to complete:		5 days
Cost to complete:		(1% tax paid in procedure 7)
Comment:		The applicant takes the Circular Form to the Tax Collection Office of the financial department of the local Mustofiat for certification of property taxes owed. The Ministry of Finance also charges 1% on the value determined by the Municipal committee.
Procedure	5	Submit the Circular Form to the Human Resource Directorate for certification of signatures
Time to complete:		3 days
Cost to complete:		no cost

Comment: The Circular Form is submitted to the Human Resources Directorate to certify the signatures of the local and provincial (regional) Mustofiat staff.

Procedure 6 The completed Circular Form is submitted back to the Primary Court judge

Time to complete: 1 day

Cost to complete: no cost

Comment: The completed Circular Form is submitted back to the Primary Court judge who authorizes the payment of property taxes.

Procedure 7 Seller pays property taxes at a designated bank

Time to complete: 1 day

Cost to complete: 7% of property value

Comment: The seller pays the property taxes, indicated in the Circular Form, at a designated bank.

Procedure 8 Submit the completed Circular Form, with payment receipts, to the Primary Court

Time to complete: 31 days

Cost to complete: no additional cost

Comment: The applicant returns to the Primary Court with the completed Circular Form, that will have payment receipts obtained in Procedure 7 attached.
The judge will order the clerk to prepare a new deed in two copies. The new deed is scrutinized by the Primary Court Judge, who signs both copies.
The Kondo (stub copy) is maintained in the Primary Court until the full record book is passed on to the Makhzan for storage. This takes place at the end of every financial year.

Procedure 9 The buyer obtains a copy of the deed

Time to complete: 1 to 365 days

Cost to complete: no cost

Comment: A second copy of the new deed is given to the new property owner. Time to complete depends on when in the financial year this step is conducted.

Getting Credit in Afghanistan

The following table summarize legal rights of borrowers and lenders, and the availability and legal framework of credit registries in Afghanistan.

Getting Credit Indicators (2008)			Indicator
			score
Private bureau coverage (% adults)	Private credit bureau	Public credit registry	0
Are data on both firms and individuals distributed?	No	No	0
Are both positive and negative data distributed?	No	No	0
Does the registry distribute credit information from retailers, trade creditors or utility companies as well as financial institutions?	No	No	0
Are more than 2 years of historical credit information distributed?	No	No	0
Is data on all loans below 1% of income per capita distributed?	No	No	0
Is it guaranteed by law that borrowers can inspect their data in the largest credit registry?	No	No	0
Coverage		0.0	0.0
Number of individuals		0	..
Number of firms		0	..

Legal Rights Index	1
Can any business use movable assets as collateral while keeping possession of the assets; and any financial institution accept such assets as collateral ?	Yes
Does the law allow businesses to grant a non possessory security right in a single category of revolving movable assets, without requiring a specific description of the secured assets ?	No
Does the law allow businesses to grant a non possessory security right in substantially all of its assets, without requiring a specific description of the secured assets ?	No
May a security right extend to future or after-acquired assets, and may it extend automatically to the products, proceeds or replacements of the original assets ?	No
Is a general description of debts and obligations permitted in collateral agreements, so that all types of obligations and debts can be secured by stating a maximum amount rather than a specific amount between the parties ?	No
Is a collateral registry in operation, that is unified geographically and by asset type, as well as indexed by the grantor's name of a security right ?	No
Do secured creditors have absolute priority to their collateral outside bankruptcy procedures?	No
Do secured creditors have absolute priority to their collateral in bankruptcy procedures?	No

During reorganization, are secured creditors' claims exempt from an automatic stay on enforcement?

No

Does the law authorize parties to agree on out of court enforcement?

No

Protecting Investors in Afghanistan

The table below provides a full breakdown of how the disclosure, director liability, and shareholder suits indexes are calculated in Afghanistan.

Protecting Investors Data (2008)	Indicator
Disclosure Index	0
What corporate body provides legally sufficient approval for the transaction? (0-3; see notes)	0
Immediate disclosure to the public and/or shareholders (0-2; see notes)	0
Disclosures in published periodic filings (0-2; see notes)	0
Disclosures by Mr. James to board of directors (0-2; see notes)	0
Requirement that an external body review the transaction before it takes place (0=no, 1=yes)	0
Director Liability Index	0
Shareholder plaintiff's ability to hold Mr. James liable for damage the Buyer-Seller transaction causes to the company. (0-2; see notes)	0
Shareholder plaintiff's ability to hold the approving body (the CEO or board of directors) liable for damage to the company. (0-2; see notes)	0
Whether a court can void the transaction upon a successful claim by a shareholder plaintiff (0-2; see notes)	0
Whether Mr. James pays damages for the harm caused to the company upon a successful claim by the shareholder plaintiff (0=no, 1=yes)	0
Whether Mr. James repays profits made from the transaction upon a successful claim by the shareholder plaintiff (0=no, 1=yes)	0
Whether fines and imprisonment can be applied against Mr. James (0=no, 1=yes)	0
Shareholder plaintiff's ability to sue directly or derivatively for damage the transaction causes to the company (0-1; see notes)	0
Shareholder Suits Index	2
Documents available to the plaintiff from the defendant and witnesses during trial (0-4; see notes)	0
Ability of plaintiffs to directly question the defendant and witnesses during trial (0-2; see notes)	0
Plaintiff can request categories of documents from the defendant without identifying specific ones (0=no, 1=yes)	0
Shareholders owning 10% or less of Buyer's shares can request an inspector investigate the transaction (0=no, 1=yes)	1

Level of proof required for civil suits is lower than that for criminal cases (0=no, 1=yes)	0
Shareholders owning 10% or less of Buyer's shares can inspect transaction documents before filing suit (0=no, 1=yes)	1

Investor Protection Index

0.7

Notes:

Extent of Disclosure Index

What corporate body provides legally sufficient approval for the transaction?

0=CEO or managing director alone; 1=shareholders or board of directors vote and Mr. James can vote; 2=board of directors votes and Mr. James cannot vote; 3 = shareholders vote and Mr. James cannot vote

Immediate disclosure to the public and/or shareholders

0=none; 1=disclosure on the transaction only; 2=disclosure on the transaction and Mr. James' conflict of interest

Disclosures in published periodic filings

0=none; 1=disclosure on the transaction only; 2=disclosure on the transaction and Mr. James' conflict of interest

Disclosures by Mr. James to board of directors

0=none; 1=existence of a conflict without any specifics; 2= full disclosure of all material facts

Director Liability Index

Shareholder plaintiff's ability to hold Mr. James liable for damage the Buyer-Seller transaction causes to the company

0= Mr. James is not liable or liable only if he acted fraudulently or in bad faith; 1= Mr. James is liable if he influenced the approval or was negligent; 2= Mr. James is liable if the transaction was unfair, oppressive or prejudicial to minority shareholders

Shareholder plaintiff's ability to hold the approving body (the CEO or board of directors) liable for damage to the company

0=members of the approving body are either not liable or liable only if they acted fraudulently or in bad faith; 1=liable for negligence in the approval of the transaction; 2=liable if the transaction is unfair, oppressive, or prejudicial to minority shareholders

Whether a court can void the transaction upon a successful claim by a shareholder plaintiff

0=rescission is unavailable or available only in case of Seller's fraud or bad faith; 1=available when the transaction is oppressive or prejudicial to minority shareholders; 2=available when the transaction is unfair or entails a conflict of interest

Shareholder plaintiffs' ability to sue directly or derivatively for damage the transaction causes to the company

0=not available; 1=direct or derivative suit available for shareholders holding 10% of share capital or less

Shareholder Suits Index

Documents available to the plaintiff from the defendant and witnesses during trial

Score 1 each for (1) information that the defendant has indicated he intends to rely on for his defense; (2) information that directly proves specific facts in the plaintiff's claim; (3) any information that is relevant to the subject matter of the claim; and (4) any information that may lead to the discovery of relevant information.

Ability of plaintiffs to directly question the defendant and witnesses during trial

0=no; 1=yes, with prior approval by the court of the questions posed; 2=yes, without prior approval

Paying Taxes in Afghanistan

The table below addresses the taxes and mandatory contributions that a medium-size company must pay or withhold in a given year in Afghanistan, as well as measures of administrative burden in paying taxes.

Tax or mandatory contribution	Payments (number)	Notes on Payments	Time (hours)	Statutory tax rate	Tax base	Total tax rate (% profit)	Notes on TTR
Personal income tax	0	withheld	120				
Vehicle tax	1						
Corporate income tax	1		77	20.0%	taxable profit	0.00	
Fuel tax	1			5.0%	fuel consumption	0.17	
Road toll tax	1			AFS 7,500	fixed fee	0.91	
Sales tax	4		78	2.0%	sales	35.35	
Totals	8		275			36.4	

Notes:

- a) data not collected
- b) VAT is not included in the total tax rate because it is a tax levied on consumers
- c) very small amount
- d) included in other taxes
- e) Withheld tax
- f) electronic filling available
- g) paid jointly with another tax

Name of taxes have been standardized. For instance income tax, profit tax, tax on company's income are all named corporate income tax in this table.

When there is more than one statutory tax rate, the one applicable to TaxpayerCo is reported.

The hours for VAT include all the VAT and sales taxes applicable.

The hours for Social Security include all the hours for labor taxes and mandatory contributions in general.

Trading Across Borders in Afghanistan

These tables list the procedures necessary to import and exports a standardized cargo of goods in Afghanistan. The documents required to export and import the goods are also shown.

Nature of Export Procedures (2008)	Duration (days)	US\$ Cost
Documents preparation	44	650
Customs clearance and technical control	8	550
Ports and terminal handling	4	150
Inland transportation and handling	18	1650
Totals	74	3000

Nature of Import Procedures (2008)	Duration (days)	US\$ Cost
Documents preparation	49	550
Customs clearance and technical control	7	200
Ports and terminal handling	5	200
Inland transportation and handling	16	1650
Totals	77	2600

Export
Bill of lading
Certificate of origin
Clean inspection report of findings
Commercial invoice
Customs export declaration
Customs transit document
Duties exemption form
Insurance certificate
Packing list
Tax certificate
Terminal handling receipts
Transit document

Import
Bill of lading
Cargo release order
Commercial invoice
Customs import declaration
Import license
Insurance certificate
Packing list
Tax certificate
Technical standard/health certificate
Terminal handling receipts
Transit document

Enforcing Contracts in Afghanistan

This topic looks at the efficiency of contract enforcement in Afghanistan.

Nature of Procedure (2008)	Indicator
Procedures (number)	47
Duration (days)	1642
Filing and service	40.0
Trial and judgment	1,420.0
Enforcement of judgment	182.0
Cost (% of claim)*	25.00
Attorney cost (% of claim)	24.0
Court cost (% of claim)	1.0
Enforcement Cost (% of claim)	0.0

Court information: Kabul Commercial Court

* Claim assumed to be equivalent to 200% of income per capita.



THE
WORLD
BANK



IFC
International
Finance
Corporation
World Bank Group

WWW.DOINGBUSINESS.ORG

